



# TEN YEARS OF ATT REPORTING:

Placing the 2024 Reports in Context

NOVEMBER 2025

STIMSON

# The Stimson Center's Arms Trade Treaty-Baseline Assessment Project (ATT-BAP)

aims to assist States in understanding the obligations of the ATT and to promote effective implementation. ATT-BAP supports efforts to assist States in implementing the treaty and to ensure that reporting on the ATT is comprehensive and robust. ATT-BAP has developed tools to help provide a baseline for assessing State progress in implementing the ATT and to enable measurement of the treaty's impact and long-term effectiveness. These tools are also utilized for identifying State capacity and resource needs, including the identification of critical gaps and available resources to implement the ATT. The tools include a Ratification Checklist, Implementation Checklist and Assistance Assessment, the ATT-BAP Baseline Assessment Survey, guidance for completing initial and annual reports, and numerous analytical reports.

For more information, visit the Arms Trade Treaty Baseline Assessment Project at [www.stimson.org/project/att-bap/](http://www.stimson.org/project/att-bap/).

The Stimson Center promotes international security, shared prosperity and justice through applied research and independent analysis, deep engagement, and policy innovation. For three decades, Stimson has been a leading voice on urgent global issues. Founded in the twilight years of the Cold War, the Stimson Center pioneered practical new steps toward stability and security in an uncertain world. Today, as changes in power and technology usher in a challenging new era, Stimson is at the forefront: Engaging new voices, generating innovative ideas and analysis, and building solutions to promote international security, prosperity, and justice.

More at [www.stimson.org](http://www.stimson.org).

Research for this report was conducted thanks to generous support from the Governments of the Netherlands and Switzerland.

This report was authored by Rachel Stohl and Natalie Bramlett.



STIMSON

## INTRODUCTION

Against a backdrop of proliferating global conflict and crises, the appetite and funding for multilateral cooperation and peace initiatives are diminishing. In this context, the Arms Trade Treaty (ATT) — adopted by the UN General Assembly in 2013 as the first global, legally binding instrument to regulate the international trade in conventional arms — provides an important avenue for the type of international cooperation that can address critical aspects of these global challenges, while simultaneously improving transparency of the arms trade and building confidence between States.

More than 12 years after the adoption of the ATT, implementation of and compliance with the treaty are noteworthy, and the mandatory ATT annual reports provide a useful metric to evaluate the ways in which States are implementing and understanding their ATT obligations. Article 13(3) of the ATT requires States Parties to provide information each year on their authorized or actual conventional arms exports and imports through an annual report submitted to the ATT Secretariat. With the first State annual reports submitted in 2016 (on transfers undertaken during the 2015 calendar year), 2025 marks 10 years of ATT annual reporting and data available to analyze.

### ATT Annual Reporting Obligation

**Article 13(3):** Each State Party shall submit annually to the Secretariat by 31 May a report for the preceding calendar year concerning authorized or actual exports and imports of conventional arms covered under Article 2 (1). Reports shall be made available, and distributed to States Parties by the Secretariat. The report submitted to the Secretariat may contain the same information submitted by the State Party to relevant United Nations frameworks, including the United Nations Register of Conventional Arms. Reports may exclude commercially sensitive or national security information.

This report evaluates ATT annual reporting by examining the ATT annual reports submitted in 2025 (covering the arms exports and imports that occurred during the 2024 calendar year) as well as reporting trends that have developed over the past decade. The report is organized into five sections. Section 1 provides insight into the 2024 annual reports and overall reporting compliance. Section 2 examines rates of private reporting, report formats and templates, the withholding of commercially sensitive and/or national security information, “nil” reporting, and national definitions of weapons categories within publicly available 2024 reports. Section 3 discusses States Parties’ reporting practices when preparing 2024 reports, specifically appraising whether and how States Parties reported on their arms exports and imports. Section 4 compares reporting under the ATT with reporting under the UN Register of Conventional Arms (UNROCA). The concluding section reflects on the status of annual reporting moving into the treaty’s second decade and outlines recommendations for States Parties, the ATT Secretariat, the ATT Working Group on Transparency and Reporting, and other stakeholders to enhance future work and strengthen annual reporting. Annex I provides a list of annual reporting resources.

## METHODOLOGY

Unless otherwise noted, the ATT reporting data reflected in this report is based on information provided on the ATT's website as of October 5, 2025 and from correspondence with ATT Secretariat staff.<sup>1</sup> Where this report provides information on the content of these reports, it does so based solely on those that are publicly available, and thus does not reflect the content of reports that States Parties chose to make available only to the Secretariat and other States Parties. To facilitate comparative analysis, this report also relies on United Nations Register of Conventional Arms (UNROCA) reporting data as provided on the UN Office of Disarmament Affairs (UNODA) and UNROCA websites as of October 5, 2025 as well as information provided by UNODA staff.<sup>2</sup> Percentages in this report are rounded to the nearest whole number and, as a result, may not add up 100% in all cases.



<sup>1</sup> ATT Secretariat, "Annual Reports," <https://thearmstradetreaty.org/annual-reports.html?templateId=209826>.

<sup>2</sup> UN Office of Disarmament Affairs, "United Nations Register of Conventional Arms," <https://www.unroca.org/>; UN Office of Disarmament Affairs, "UN Register of Conventional Arms," <https://disarmament.unoda.org/convarms/register/>.

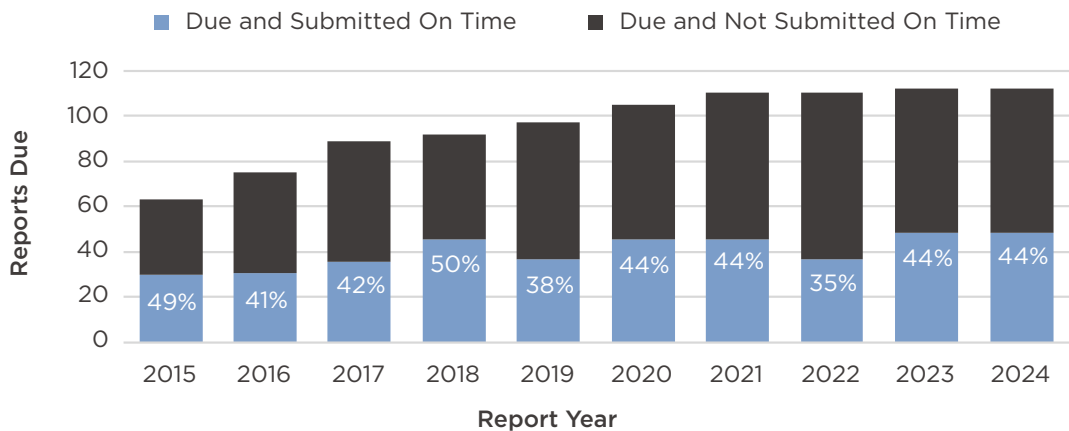
## SECTION 1: STATUS OF 2024 REPORTING

This section provides an overview of the 2024 ATT annual reports submitted by October 5, 2025, contextualizes the current state of 2024 reporting, and examines the status of ATT reporting compliance overall.

### REPORTING COMPLIANCE OF 2024 REPORTS

Of the current 116 States Parties to the ATT, 113 were required to submit an annual report in 2025 on their arms exports and imports that occurred in the 2024 calendar year.<sup>3</sup> Although Article 13(3) mandates States to submit their annual reports by May 31, in practice the ATT Secretariat grants a seven-day grace period, allowing for a de-facto deadline of June 7. As of this year’s deadline of June 7, 2025, 50 States Parties (or 44% of those due to report) had submitted their 2024 annual reports.<sup>4</sup> Placing this figure in context, four of the past five years have seen on-time reporting rates of 44% (see Figure 1).<sup>5</sup>

**Figure 1: Annual Reports Due and Submitted On Time\*  
(June 7, 2016-2025)**



\*For methodological rigor and consistency, Stimson traditionally limits its analysis each year to the reports that are available on the Secretariat’s website as of June 7, though it is possible that reports submitted on time may not be accurately reflected on the ATT Secretariat’s website.

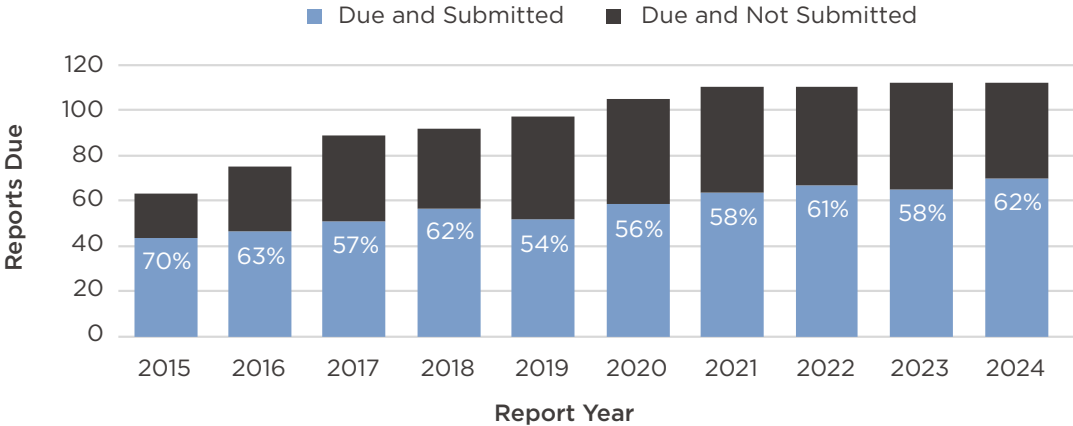
<sup>3</sup> Colombia, The Gambia, and Malawi — the three newest ATT States Parties — are not yet required to submit an annual report. Vanuatu will become an ATT State Party on December 4, 2026 (making a total of 117 States Parties). ATT Secretariat, “States Parties to the ATT (in order of deposit of instrument of ratification, approval, acceptance, or accession),” as of 23 September 2025. <https://bit.ly/46TgLpr>.

<sup>4</sup> The 50 States Parties that submitted their 2024 annual reports by June 7, 2025 are: Argentina, Australia, Belgium, Benin, Bosnia and Herzegovina, Botswana, Brazil, Bulgaria, Canada, China, Costa Rica, Côte D’Ivoire, Czech Republic, Dominican Republic, El Salvador, Finland, Georgia, Greece, Guatemala, Ireland, Italy, Jamaica, Japan, Latvia, Lesotho, Liechtenstein, Lithuania, Madagascar, Mexico, Netherlands, New Zealand, Norway, Palau, Paraguay, Peru, Philippines, Poland, Romania, Senegal, Serbia, Seychelles, Sierra Leone, Slovakia, Slovenia, South Africa, Spain, State of Palestine, Sweden, Switzerland, and Uruguay.

<sup>5</sup> While Stimson traditionally limits its analysis each year to the reports that are available on the Secretariat’s website as of June 7, this year Stimson was able to confirm the number of on-time reports with the Secretariat. Thus, this year’s analysis is based upon the actual number of on-time reports submitted to the ATT Secretariat by June 7, 2025.

Between June 7, 2025 and October 5, 2025, 22 additional States Parties submitted 2024 annual reports.<sup>6</sup> As such, the current compliance rate for the 2024 reporting period is 64%, with a total of 72 States Parties having submitted 2024 reports. The current reporting level for 2024 marks an increase from both the 58% of 2023 annual reports submitted by October 5, 2024 (the data cut-off from our analysis in 2024) and the average compliance rate of annual report submissions at this time since 2018 (incorporating the 2017 to 2023 reports, also at 58%) (see Figure 2).

**Figure 2: Annual Reports Due and Submitted by Stimson  
Report Cut-off Date\***



\*Stimson’s cut-off date when assessing compliance rates for the 2021-2024 report years is October 5. The cut-off date for the 2017-2020 report years ranges from mid-September to early October. For the 2015 and 2016 reports Stimson used cut-off dates of August 31, 2016 and August 31, 2017, respectively.

As of October 5, 2025, 41 States Parties, or 36% of the 113 required to report this year, have yet to submit their 2024 annual reports.<sup>7</sup> Of the States Parties with outstanding 2024 reports, 18 have submitted at least one annual report in prior years,<sup>8</sup> with the remaining 23 having never submitted an annual report.<sup>9</sup> Looking geographically, 18 (44%) of the 41 States Parties that have yet to submit 2024 annual reports are located in Africa, nine (22%) are in the Americas, three (7%) are in Asia, eight (20%) are in Europe, and three (7%) are in Oceania. Sixty-three percent of these States (26 in absolute numbers) are among the world’s Least Developed Countries, Small Island Developing States, or both (according to United Nations

<sup>6</sup> The 22 States Parties that submitted 2024 annual reports between June 7, 2025 and October 5, 2025 are: Albania, Antigua and Barbuda, Bahamas, Barbados, Chile, Croatia, Cyprus, Denmark, Germany, Guyana, Iceland, Luxembourg, Maldives, Malta, Mauritius, Monaco, Montenegro, Nigeria, Panama, Portugal, Republic of Korea, and United Kingdom of Great Britain and Northern Ireland.

<sup>7</sup> The 41 States Parties that have yet to submit their required 2024 ATT annual reports are: Afghanistan, Andorra, Austria, Belize, Burkina Faso, Cabo Verde, Cameroon, Central African Republic, Chad, Dominica, Estonia, France, Gabon, Ghana, Grenada, Guinea, Guinea Bissau, Honduras, Hungary, Kazakhstan, Lebanon, Liberia, Mali, Mauritania, Mozambique, Namibia, Niger, Niue, Republic of Moldova, Republic of North Macedonia, Saint Kitts and Nevis, Saint Lucia, Saint Vincent and the Grenadines, Samoa, San Marino, São Tomé and Príncipe, Suriname, Togo, Trinidad and Tobago, Tuvalu, and Zambia.

<sup>8</sup> The 18 States Parties yet to report on 2024 transfers that have submitted at least one prior ATT annual report are: Austria, Burkina Faso, Cameroon, Estonia, France, Honduras, Hungary, Kazakhstan, Liberia, Mali, Niger, Republic of Moldova, Republic of North Macedonia, Samoa, Suriname, Trinidad and Tobago, Tuvalu, and Zambia.

<sup>9</sup> The 23 States Parties that have never submitted an annual report are: Afghanistan, Andorra, Belize, Cabo Verde, Central African Republic, Chad, Dominica, Gabon, Ghana, Grenada, Guinea, Guinea Bissau, Lebanon, Mauritania, Mozambique, Namibia, Niue, Saint Kitts and Nevis, Saint Lucia, Saint Vincent and the Grenadines, San Marino, São Tomé and Príncipe, and Togo.

classifications).<sup>10</sup> Specifically, 12 of the States Parties yet to report on 2024 transfers are considered Least Developed Countries, 11 are Small Island Developing States, and three are both.<sup>11</sup>

One State Party — Andorra, which acceded to the treaty on March 1, 2024 — was due to submit its first annual report this year but, according to the ATT Secretariat’s website, has not yet done so as of October 5, 2025.<sup>12</sup> Andorra’s lack of submission underscores the need for targeted outreach and assistance to help first-time reporters fulfill their obligations. Looking forward, the newest ATT States Parties — The Gambia, Malawi, and Colombia (with the addition of Vanuatu in December 2025) — should be given particular attention.<sup>13</sup>

On a more positive note, the Bahamas and Guyana have submitted their first-ever annual reports this year, on 2024 transfers. As two of the first 50 signatories of the ATT, both States have been required to report since 2016 (on transfers that occurred in 2015).<sup>14</sup> While States Parties should be encouraged to consistently fulfill their annual reporting obligations, it is important to emphasize that it is never too late to initiate or resume reporting or to submit overdue reports.

## OVERALL REPORTING COMPLIANCE<sup>15</sup>

Although the current level of 2024 report submissions delivers a more positive outlook when compared to the same time in previous years, overall reporting compliance rates over the past decade remain lower than would be expected from a legally mandated treaty obligation. As the number of States Parties has expanded (growing from 61 States Parties required to submit a 2015 annual report by June 7, 2016 to the current 113 States Parties required to submit a 2024 annual report by June 7, 2025), aggregate compliance has not kept pace. The percentage of due annual reports submitted has decreased nearly every year since reporting began in 2015, with the highest compliance rate at 87% for submissions of 2015 reports and the lowest compliance (excluding this year) at 69% for submissions of 2023 reports (see Figure 3).<sup>16</sup> In absolute terms, the number of submissions has grown with increasing universalization of the treaty — rising from 53 reports submitted for 2015 to 78 reports submitted for 2021 — but has stabilized in the high-70 range between submissions of 2020 and 2023 reports (see Figure 4).

<sup>10</sup> UN Office of the High Representative for the Least Developed Countries, Landlocked Developing Countries and Small Island Developing States, “List of Small Island Developing States (SIDS).” *United Nations*, <https://www.un.org/ohrls/content/list-sids>; UN Office of the High Representative for the Least Developed Countries, Landlocked Developing Countries and Small Island Developing States, “List of Least Developed Countries (LDCs).” *United Nations*, <https://www.un.org/ohrls/content/list-ldcs>.

<sup>11</sup> The 12 2024 non-reporting Least Developed Countries are: Afghanistan, Burkina Faso, Central African Republic, Chad, Guinea, Liberia, Mali, Mauritania, Mozambique, Niger, Togo, and Zambia. The 11 2024 non-reporting Small Island Developing States are: Belize, Cabo Verde, Dominica, Grenada, Niue, Saint Kitts and Nevis, Saint Lucia, Saint Vincent and the Grenadines, Samoa, Suriname, and Trinidad and Tobago. The three that are both Least Developed Countries and Small Island Developing States are: Guinea-Bissau, São Tomé and Príncipe, and Tuvalu.

<sup>12</sup> ATT Secretariat, “States Parties to the ATT (in order of deposit of instrument of ratification, approval, acceptance, or accession),” as of September 23, 2025. <https://bit.ly/46TgLpr>. While not the focus of this report, Andorra’s (private) initial report was uploaded to the ATT Secretariat’s website in May 2025.

<sup>13</sup> The Gambia and Malawi’s first annual report due date, with respect to their 2025 transfers, is May 31, 2026. Colombia is required to submit its first annual report, on transfers occurring in 2026, on May 31, 2027. Vanuatu will become an ATT State Party on December 4, 2025, and its first annual report will be due on 31 May 2027. ATT Secretariat, “States Parties to the ATT (in order of deposit of instrument of ratification, approval, acceptance, or accession),” as of September 23, 2025. <https://bit.ly/46TgLpr>.

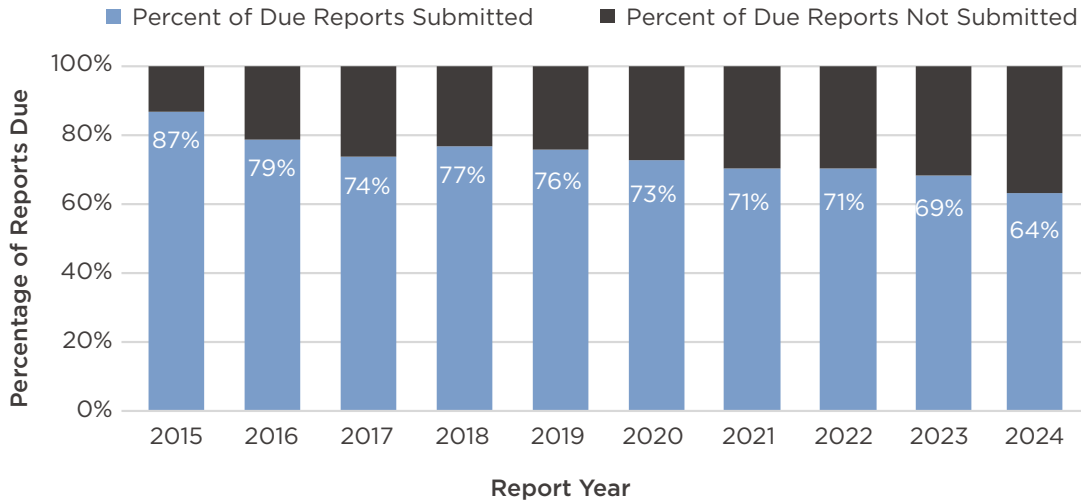
<sup>14</sup> ATT Secretariat, “States Parties to the ATT (in order of deposit of instrument of ratification, approval, acceptance, or accession),” as of September 23, 2025. <https://bit.ly/46TgLpr>.

<sup>15</sup> This section’s analysis does not include the annual reports submitted without being due. As of October 5, 2025, this included five 2015 reports (Lesotho, Liberia, Paraguay, the Republic of Moldova, and Switzerland), two 2016 reports (Greece and Lesotho), one 2018 report (Chile), and one 2019 report (the Maldives).

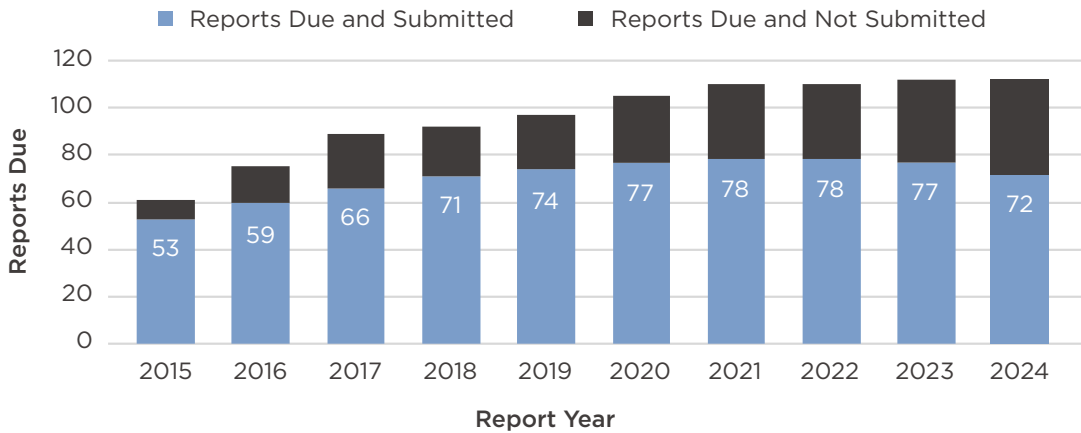
<sup>16</sup> Based upon reporting data as of October 5, 2025. Compliance rates for previous years may be higher because States have had more time to submit reports, including past due reports.

**Annual Report Compliance as of October 5, 2025**

**Figure 3**



**Figure 4**



Despite decreasing overall compliance, a core group of States Parties have remained consistent annual reporters. Of the 53 States Parties that submitted a 2015 report as of October 5, 2025, 49 (93%) have submitted a 2023 report, and 44 (83%) have submitted a 2024 report.

Since Stimson’s October 2024 report, “Annual Reports 2023: Positive Trends and Enduring Challenges in ATT Reporting,” 28 States Parties have submitted overdue reports for prior years.<sup>17</sup> Twelve States submitted 2023 reports, six States submitted 2022 reports, two States submitted 2021 reports, four States submitted 2020 reports, two States submitted 2019 reports, one State submitted a 2018 report (Guatemala), and one State submitted a 2017 report (also Guatemala).<sup>18</sup>

<sup>17</sup> Natalie Bramlett and Rachel Stohl, “Annual Reports 2023: Positive Trends and Enduring Challenges in ATT Reporting.” *The Stimson Center*, 30 October 2024, <https://www.stimson.org/2024/annual-reports-2023-positive-trends-and-enduring-challenges-in-att-reporting/>.

<sup>18</sup> The 12 States that submitted overdue 2023 reports are: Antigua and Barbuda, Austria, France, Greece, Guatemala, Iceland, Kazakhstan, Malta, Palau, Paraguay, Philippines, and Slovakia. The six States that submitted overdue 2022 reports are: Antigua and Barbuda, Guatemala, Iceland, Kazakhstan, Panama, and Paraguay. The two States that submitted overdue 2021 reports are: Panama and Paraguay. The four States that submitted overdue 2020 reports are: Botswana, Brazil, Guatemala, and Paraguay. The two States that submitted overdue 2019 reports are: Brazil and Guatemala.

With the submissions of overdue reports, more than half of all States Parties are currently in full compliance with their reporting obligations. As of October 5, 2025 67 States Parties (or 59% of the 113 States required to have submitted at least one annual report) have submitted each of their required annual reports,<sup>19</sup> and 23 (or 20%) have submitted at least one, but not all, of their required annual reports.<sup>20</sup> Six States Parties would join the list of those in full compliance with annual reporting obligations should they submit a 2024 report.<sup>21</sup>

As previously noted, 23 States Parties (or 20%) have never submitted a required annual report.<sup>22</sup> This marks an improvement from last year, when 25 States Parties (22% of the 112 due to report) had never submitted an annual report — the Bahamas, Guyana, and the Philippines were removed from the list after submitting their first-ever annual reports in 2025,<sup>23</sup> and Andorra has been added to the list after failing to submit a 2024 report this year (the first year it has been required to report).

Compliance with the ATT's annual reporting obligation poses a particular challenge to States in Africa and the Americas, as shown by the regional breakdown in Figure 5 of States Parties that have never submitted a required annual report (African States comprise 12, or 52% of non-reporters, and the Americas make up six, or 26%). Interestingly, while African States represent the highest number of non-reporters, the Americas have the highest average number of years of non-compliance (at 6.7 and 9.7 average years for Africa and the Americas, respectively).<sup>24</sup>



<sup>19</sup> The 67 States Parties that are in full compliance with their annual report obligations are: Albania, Antigua and Barbuda, Argentina, Australia, Barbados, Belgium, Benin, Bosnia and Herzegovina, Botswana, Brazil, Bulgaria, Canada, Chile, China, Costa Rica, Côte D'Ivoire, Croatia, Cyprus, Czech Republic, Denmark, Dominican Republic, El Salvador, Finland, Georgia, Germany, Greece, Guatemala, Ireland, Italy, Jamaica, Japan, Latvia, Lesotho, Liechtenstein, Lithuania, Luxembourg, Madagascar, Maldives, Malta, Mauritius, Mexico, Monaco, Montenegro, Netherlands, New Zealand, Nigeria, Norway, Palau, Panama, Peru, Philippines, Poland, Portugal, Republic of Korea, Romania, Senegal, Serbia, Sierra Leone, Slovakia, Slovenia, South Africa, Spain, State of Palestine, Sweden, Switzerland, United Kingdom of Great Britain and Northern Ireland, and Uruguay.

<sup>20</sup> The 23 States Parties in partial compliance with their annual report obligations (having submitted at least one required ATT annual report) are: Austria, Bahamas, Burkina Faso, Cameroon, Estonia, France, Guyana, Honduras, Hungary, Iceland, Kazakhstan, Liberia, Mali, Niger, Paraguay, Republic of Moldova, Republic of North Macedonia, Samoa, Seychelles, Suriname, Trinidad and Tobago, Tuvalu, and Zambia.

<sup>21</sup> The six States Parties that would be in full compliance with reporting obligations with the submission of a 2024 report are: Austria, Estonia, France, Hungary, Kazakhstan, and Republic of Moldova.

<sup>22</sup> The 23 States Parties that have never submitted an annual report are: Afghanistan, Andorra, Belize, Cabo Verde, Central African Republic, Chad, Dominica, Gabon, Ghana, Grenada, Guinea, Guinea Bissau, Lebanon, Mauritania, Mozambique, Namibia, Niue, Saint Kitts and Nevis, Saint Lucia, Saint Vincent and the Grenadines, San Marino, São Tomé and Príncipe, and Togo.

<sup>23</sup> The Philippines, having been required to report since June 2024, submitted an overdue 2023 report and an on-time 2024 report this year. The Bahamas and Guyana, both of which have been required to submit an annual report since 2016 (on transfers made in 2015), submitted 2024 reports after the June 7, 2025 deadline.

<sup>24</sup> While there are fewer non-reporting States Parties in the Americas than in Africa, many States Parties in the Americas acceded to the ATT earlier and therefore have often had more years of required reporting.

**Figure 5: Regional Breakdown of Non-Reporting States Parties (and their past-due reports)**

Africa	Americas	Asia	Europe	Oceania
Guinea (10)	Grenada (10)	Lebanon (5)	San Marino (9)	Niue (4)
Chad (9)	Saint Kitts and Nevis (10)	Afghanistan (4)	Andorra (1)	
Mauritania (9)	Saint Lucia (10)			
Cabo Verde (8)	Saint Vincent and the Grenadines (10)			
Central African Republic (8)	Belize (9)			
Ghana (8)	Dominica (9)			
Togo (8)				
Guinea-Bissau (5)				
Mozambique (5)				
Namibia (4)				
São Tomé and Príncipe (4)				
Gabon (2)				

UN-designated Least Developed Countries (LDCs) and Small Island Developing States (SIDS) also make up an outsized proportion of States Parties yet to submit a required annual report (accounting for 17, or 74%, of the 23 non-reporters).<sup>25</sup> Specifically, seven are Least Developed Countries, eight are Small Island Developing States, and two (Guinea-Bissau and São Tomé and Príncipe) are both.<sup>26</sup> Yet, LDCs and SIDS are also often among the first to submit their annual reports — LDCs and SIDS made up nine of this year’s 50 on-time reporters.<sup>27</sup> LDC and SID States Parties that are able to consistently submit their annual reports could be called upon to share the good practices they have established to facilitate fulfillment of their reporting obligations. In addition, after better understanding the obstacles to their reporting, targeted assistance could be offered to non-reporting LDCs and SIDS to strengthen their reporting capacities.

<sup>25</sup> UN Office of the High Representative for the Least Developed Countries, Landlocked Developing Countries and Small Island Developing States, “List of Small Island Developing States (SIDS).” *United Nations*, <https://www.un.org/ohrls/content/list-sids>; UN Office of the High Representative for the Least Developed Countries, Landlocked Developing Countries and Small Island Developing States, “List of Least Developed Countries (LDCs).” *United Nations*, <https://www.un.org/ohrls/content/list-ldcs>.

<sup>26</sup> The seven non-reporting States Parties that are Least Developed Countries are: Afghanistan, the Central African Republic, Chad, Guinea, Mauritania, Mozambique, and Togo. The eight non-reporting States Parties that are Small Island Developing States (SIDS) are: Belize, Cabo Verde, Dominica, Grenada, Niue, Saint Kitts and Nevis, Saint Lucia, and Saint Vincent and the Grenadines. With the Bahamas’ and Guyana’s submission of 2024 reports, when compared to last year, the number of non-reporting SIDS has shrunk from 12 to 10.

<sup>27</sup> The five Least Developed Countries that submitted on-time 2024 reports are: Benin, Lesotho, Madagascar, Senegal, and Sierra Leone. The four Small Island Developing States that submitted on-time 2024 reports are: Dominican Republic, Jamaica, Palau, and Seychelles.

## SECTION 2: REPORTING PRACTICES AND TRENDS

Section 2 analyzes key trends of ATT annual reporting: the submission of private reports, the formats by which States provide reports, the submission of “nil” reports for exports and imports, the withholding of commercially sensitive and national security-related information, and the use of national arms definitions and categories.

### PUBLIC VS. PRIVATE REPORTS

Some States Parties elect to make their reports available only to the Secretariat and fellow States Parties in a practice known as “private” or “confidential” reporting. Private reporting presents several challenges to the ATT’s object and purpose, most notably by restricting public visibility into global arms transfers and hindering public evaluation of State compliance with ATT obligations.

Of the 72 States Parties that submitted 2024 annual reports as of October 5, 2025, 22 (31%) submitted their reports privately:

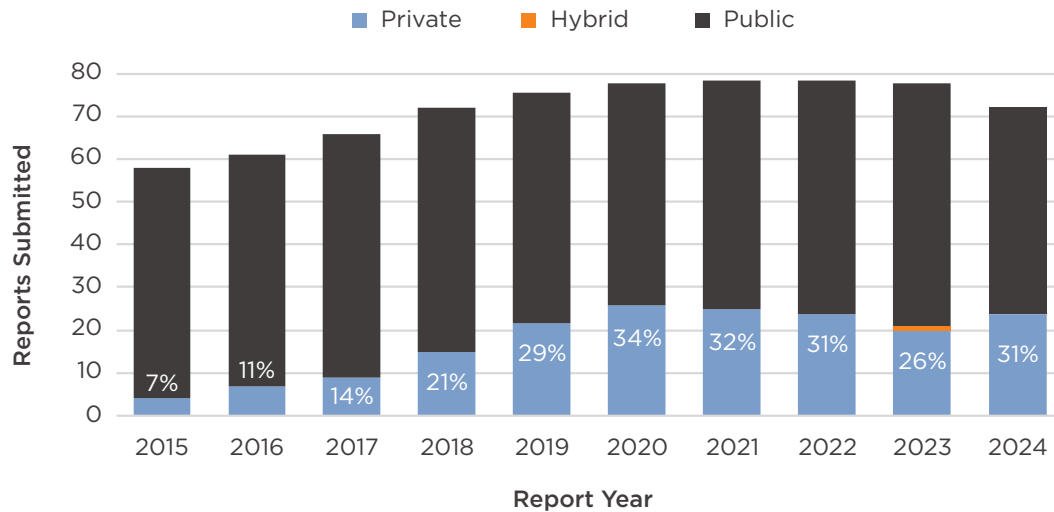
- ▶ Albania
- ▶ Antigua and Barbuda
- ▶ Bahamas
- ▶ Barbados
- ▶ Brazil
- ▶ China
- ▶ Côte D’Ivoire
- ▶ Croatia
- ▶ Cyprus
- ▶ Georgia
- ▶ Guatemala
- ▶ Latvia
- ▶ Lithuania
- ▶ Maldives
- ▶ Mauritius
- ▶ Nigeria
- ▶ Paraguay
- ▶ Philippines
- ▶ Senegal
- ▶ Seychelles
- ▶ Slovakia
- ▶ State of Palestine

The first six years of annual reporting were characterized by a steady and significant increase in private reporting. Between the 2015 and 2020 reporting periods, the share of private reports grew from 7 to 34% of total report submissions.<sup>28</sup> However, since submissions of 2021 reports, the private reporting rate has steadied to around 30% of reports submitted each year (see Figure 6).<sup>29</sup>

<sup>28</sup> Based upon reporting data as of October 5, 2025.

<sup>29</sup> Based upon reporting data as of October 5, 2025.

**Figure 6: Private Report Submissions  
(as of October 5, 2025)**



\*Finland submitted a “hybrid” 2023 report, in which it submitted a public report on exports while restricting import information only for access by the ATT Secretariat and States Parties.

Two States Parties (Finland and Greece) returned to public reporting this year. Finland submitted a public 2024 report after submitting a private 2022 and a “hybrid” 2023 report (in which they reported publicly on exports and privately on imports). Finland had reported publicly for seven years prior to its private 2022 report submission. Greece submitted its overdue 2023 and on-time 2024 reports publicly — after submitting its first report (on transfers made in 2016) publicly, then switching to private reporting for its 2017 to 2022 reports. One State Party (Paraguay) switched from public to private reporting this year. Paraguay opted to submit its on-time 2024 (and past-due 2020-2023 reports) privately, after submitting its 2015, 2016, 2018, and 2019 reports publicly.

Excluding the Bahamas (which submitted its first annual report this year) and Paraguay, each State Party that submitted a private 2024 report has a history of restricting access to their annual reports. Ten have only ever submitted private annual reports,<sup>30</sup> eight switched from public to private reporting in past years,<sup>31</sup> and two (Cyprus and the Maldives) mainly report privately but have each submitted a single public report.<sup>32</sup> The final State Party that submitted a private 2024 report, Slovakia, switched back to private reporting after submitting its 2016 to 2023 reports publicly, but its first report (on 2015 transfers) was submitted privately.

<sup>30</sup> The ten States Parties that have only ever submitted private annual reports are: Antigua and Barbuda, Barbados, Brazil, China, Côte D’Ivoire, Guatemala, Nigeria, Philippines, Seychelles, and State of Palestine.

<sup>31</sup> The eight States Parties that have switched from trends of public to private reporting in past years are: Albania, Croatia, Georgia, Latvia, Lithuania, Mauritius, Paraguay, and Senegal.

<sup>32</sup> Cyprus reported privately in its 2017-2021 reports, submitted its 2022 report publicly, then returned to private reporting in its 2023 and 2024 reports. The Maldives reported privately in its 2019 and 2020 reports, submitted a public 2021 report, then returned to private reporting in its 2022-2024 reports.

## REPORT FORMATS

While the ATT does not require States Parties to use a particular format when preparing annual reports, States Parties are encouraged to utilize a standardized reporting template.<sup>33</sup> The latest version of the recommended annual report template was introduced in 2021 at the Seventh Conference of States Parties (CSP7).<sup>34</sup> States are also provided the option of submitting their annual reports online to the ATT Secretariat in a format that mirrors the content of the CSP7 template. Further, in an effort to promote synergies between conventional arms trade reporting instruments, ATT States Parties are allowed to use their annual UN Register of Conventional Arms (UNROCA) reports as ATT annual report submissions (as long as the UNROCA submission complies with ATT reporting obligations and includes information on small arms and light weapons exports and imports).<sup>35</sup>

The CSP7 template was again the most widely used reporting format for submissions of public 2024 reports. Of the 50 States Parties that submitted public 2024 annual reports by October 5, 2025, 40 (80%) used the CSP7 template.<sup>36</sup> Use of the CSP7 template has continued to increase since it was first introduced – rising from 53% of public 2021 reports, 63% of 2022 reports, and 68% of 2023 reports.<sup>37</sup>

Of the remaining 10 States Parties, five (10% of the 50 public reporters) used the online reporting tool, four (8%) submitted using their 2024 UNROCA reports, and the final State Party (South Africa) submitted its 2024 annual report with a modified version of the older recommended template (introduced at the Second Conference of States Parties (CSP2) in 2016).<sup>38</sup> Utilization of the online reporting tool has diminished since it was first made available to States: Hovering at an average of 20% of public reports for the 2018-2021 report years (ranging between 10 and 11 reports in absolute numbers), use of the online tool fell to 13% (seven) of the currently submitted 2022 reports and 11% (six) of the currently submitted 2023 reports.

## NIL REPORTS

State Parties have an obligation to submit “nil” reports if no transfers occurred during the reporting period. States may submit a nil report for exports, for imports, or for both exports and imports. To assist States Parties in submitting nil reports, the recommended reporting templates include checkboxes that States may use to indicate whether they are submitting a nil report for exports and/or imports. Checkboxes I and II allow States to indicate whether they provided a nil report on exports (Checkbox I) or imports (Checkbox II), while Checkboxes III and IV ask States whether an “Annual report on exports” (Checkbox III) or an “Annual report on imports” (Checkbox IV) was provided.

<sup>33</sup> Working Group on Transparency and Reporting, “Reporting Authorized or Actual Exports and Imports of Conventional Arms under the ATT: Questions & Answers,” pp. 9, July 22, 2022. <https://bit.ly/3J1pdKa>.

<sup>34</sup> The currently recommended annual reporting template may be found at: ATT Secretariat, “Annual Reporting Template.” <https://bit.ly/3BLdVW9>. For a more in-depth analysis of the utility of the currently recommended report format, please see: Rachel Stohl, “Taking Stock of the Use and Impact of the Revised ATT Reporting Templates.” 12 August 2024, <https://www.stimson.org/2024/taking-stock-of-the-use-and-impact-of-the-revised-att-reporting-templates/>.

<sup>35</sup> States Parties that use their UNROCA report “should make sure, however, that its content complies with the annual reporting obligation of the Treaty. This concerns in particular the reporting on exports and imports of small arms and light weapons, as the Treaty places a legal obligation on States Parties to report on these. Under the 2014 UNROCA, States were only invited to include additional voluntary information about exports and imports of small arms and light weapons in their report.” Working Group on Transparency and Reporting, “Reporting Authorized or Actual Exports and Imports of Conventional Arms under the ATT: Questions & Answers,” pp. 21, July 22, 2022. <https://bit.ly/3J1pdKa>.

<sup>36</sup> The 40 States that submitted public 2024 reports using the CSP7 recommended template are: Australia, Belgium, Benin, Bosnia and Herzegovina, Botswana, Bulgaria, Chile, Costa Rica, Denmark, Dominican Republic, El Salvador, Germany, Guyana, Iceland, Ireland, Italy, Jamaica, Japan, Lesotho, Liechtenstein, Luxembourg, Madagascar, Malta, Mexico, Monaco, Montenegro, New Zealand, Norway, Palau, Panama, Peru, Portugal, Republic of Korea, Romania, Serbia, Sierra Leone, Slovenia, Sweden, Switzerland, and Uruguay.

<sup>37</sup> Based upon reporting data as of October 5, 2025.

<sup>38</sup> Argentina, the Czech Republic, Finland, Poland, and Spain submitted their 2024 annual reports using the online reporting tool. Canada, Greece, the Netherlands, and the United Kingdom of Great Britain and Northern Ireland used their 2024 UNROCA reports. In its 2024 report, it appears that South Africa used the designated export section of the CSP2 2015 template for its imports and modified the category headings to read “export” rather than “import.” ATT Secretariat, “Government of South Africa 2024 ATT Annual Report,” <https://thearmstradetreaty.org/download/a50df74a-4228-3230-a4a5-85855b6e9e6d>.

Of the States Parties that submitted using a version of the recommended template (including the CSP2, the CSP7, and the online reporting tool), nine submitted a nil report only for exports,<sup>39</sup> and four (Madagascar, Monaco, Palau, and Sierra Leone) submitted nil reports for both exports and imports. None of the publicly reporting 2024 States Parties submitted a nil report only for imports.

Twenty-nine States Parties that used a version of the recommended template reported that they had submitted reports on both exports and imports by checking “no” to indicate that they did *not* submit nil reports and/or by checking “yes” to indicate that they *had* submitted annual reports on exports and imports.<sup>40</sup> Montenegro and South Africa used a version of the recommended template, left all checkboxes blank, but reported both exports and imports. The four States Parties that submitted UNROCA reports (Canada, Greece, the Netherlands, and the United Kingdom) — a format which does not include “nil” checkboxes — reported both exports and imports.

## COMMERCIALLY SENSITIVE AND NATIONAL SECURITY INFORMATION

Article 13(3) of the ATT explicitly allows annual reports to “exclude commercially sensitive or national security information.”<sup>41</sup> The three versions of the recommended report templates (the CSP2, CSP7, and online templates) include a “Yes” or “No” checkbox to indicate whether States withheld information, and if so, asks States to “please consider providing more information on a voluntary basis.”<sup>42</sup>

Fifteen States Parties (30% of public reporters) indicated that they had withheld commercially sensitive and/or national security-related information. Fourteen of these indicated doing so through the checkbox provided in a version of the recommended template.<sup>43</sup> The Netherlands reported with a UNROCA template — a format that does not include a specific way to indicate information withholding — yet indicated it had withheld information through written comments on its report.<sup>44</sup>

In a mark of good practice, several States Parties indicated the type of information that was withheld. For example, Sweden commented that the value, number, and/or trading partner of several of its major weapons and small arms exports and imports were “[c]lassified,”<sup>45</sup> and Poland noted that “[t]he data included in the annual report do not include... imports to Poland of certain categories of conventional weapons (I-VII) - in accordance with Article 13.3 of the Arms Trade Treaty.”<sup>46</sup>

The war in Ukraine continues to impact ATT arms transfer transparency. At least five States Parties — Australia, Belgium, Denmark, Poland, and the Netherlands — specifically indicated that information regarding exports to Ukraine was withheld. Belgium, Poland, and the Netherlands did so through written comments on their reports. Belgium commented “Number withheld for security reasons,” on its export of ATT Category VII AIM 9M Sidewinder missiles to Ukraine;<sup>47</sup> Poland noted that “The data included in the

<sup>39</sup> The nine States that submitted nil reports for only exports are: Benin, Botswana, Dominican Republic, El Salvador, Guyana, Lesotho, Panama, Peru, and Uruguay.

<sup>40</sup> The 29 States Parties that used Checkboxes I-IV to indicate they reported on exports and imports are: Argentina, Australia, Belgium, Bosnia and Herzegovina, Bulgaria, Czech Republic, Denmark, Finland, Germany, Iceland, Ireland, Italy, Jamaica, Japan, Liechtenstein, Luxembourg, Malta, Mexico, New Zealand, Norway, Poland, Portugal, Republic of Korea, Romania, Serbia, Slovenia, Spain, Sweden, and Switzerland.

<sup>41</sup> ATT Secretariat, Article 5(3), “Treaty Text.” <https://thearmstradetreaty.org/treaty-text.html?templateId=209884>.

<sup>42</sup> ATT Secretariat, “Annual Reporting Template,” pp. 2. <https://bit.ly/3BLdVW9>.

<sup>43</sup> The 14 States Parties that indicated withholding information through the recommended template checkbox are: Argentina, Australia, Belgium, Bulgaria, Denmark, Finland, Ireland, Montenegro, Norway, Panama, Poland, Republic of Korea, Romania, and Sweden.

<sup>44</sup> ATT Secretariat, “Government of the Kingdom of the Netherlands 2024 ATT Annual Report,” <https://thearmstradetreaty.org/download/d5979dd1-be70-36a7-ac55-544f1255fc5f>.

<sup>45</sup> ATT Secretariat, “Government of Sweden 2024 ATT Annual Report,” <https://thearmstradetreaty.org/download/96d62a54-cef3-3c87-9086-60aba2746845>.

<sup>46</sup> ATT Secretariat, “Government of Poland 2024 ATT Annual Report,” <https://thearmstradetreaty.org/download/cdf83db8-052f-3939-a03e-1bfbfcb192b2>.

<sup>47</sup> ATT Secretariat, “Government of Belgium ATT Annual Report,” <https://thearmstradetreaty.org/download/c9dd8998-a610-3dcb-8451-00ef25718d01>.

annual report do not include donations to Ukraine;”<sup>48</sup> and the Netherlands wrote that the number of ATT Category IV F-16 combat aircraft, Category VII missile and missile launcher air defense system, and .50 caliber heavy machine gun exports to Ukraine was “not declared... [d]ue to NLD security regulations.”<sup>49</sup> Australia and Denmark did not directly comment that information regarding exports to Ukraine was withheld, but left the ‘number of items’ section blank — while providing other information on weapon type or value — in one or more reported exports to Ukraine.<sup>50</sup>

## NATIONAL CATEGORIES AND DEFINITIONS

States Parties are allowed to report using national definitions of conventional arms categories, provided that such definitions do not “cover less than the descriptions used” in the UN Register of Conventional Arms (for major weapons) and do not cover less than the “descriptions used in relevant United Nations instruments at the time of entry into force of this Treaty” (for small arms and light weapons).<sup>51</sup> The CSP2, CSP7, and online templates provide a checkbox for States to indicate whether they used national definitions when reporting, provide space for States to report exports or imports under their own categories, and further include an “Annex 2” in which States Parties may define “specific (diverging or more detailed) national definitions” of the categories of conventional arms covered by the ATT as well as “definitions of additional national categories.”

Of the 46 2024 public reports that used a version of the recommended template, five States Parties indicated through the checkbox that they had used national definitions of arms categories within the report. Costa Rica reported imports of “pistolas y revólveres” and “municiones” in the provided national categories section but did not provide further information on definitions in Annex 2.<sup>52</sup> Belgium similarly utilized the national categories section without attaching an Annex 2 but provided the definition of the national category it used to report, “European Common Military List ML1 : Smooth-bore weapons with a calibre of less than 20 mm, other arms and automatic weapons with a calibre of 12,7 mm (calibre 0,50 inches) or less,” in a written comment in the body of its report.<sup>53</sup> Panama did not report transfers in the national categories section but used Annex 2 to provide additional information on weapons classifications.<sup>54</sup> New Zealand reported exports and imports of shotguns in the national categories sections and used Annex 2 to provide additional information on domestic legislation, weapons classifications, and import and export criteria.<sup>55</sup> Switzerland, the fifth State Party to check “Yes” to indicate it had used national definitions, did not report transfers using the national categories section and did not provide any information in Annex 2.<sup>56</sup>

<sup>48</sup> ATT Secretariat, “Government of Poland ATT Annual Report,” <https://thearmstradetreaty.org/download/cdf83db8-052f-3939-a03e-1bfbc9192b2>.

<sup>49</sup> ATT Secretariat, “Government of the Netherlands ATT Annual Report,” <https://thearmstradetreaty.org/download/d5979dd1-be70-36a7-ac55-544f1255fc5f>.

<sup>50</sup> ATT Secretariat, “Government of Australia ATT Annual Report,” <https://thearmstradetreaty.org/download/cbbe416d-4282-3bc8-ba88-3fbc64ee594c>; ATT Secretariat, “Government of Denmark ATT Annual Report,” <https://thearmstradetreaty.org/download/96e7dc71-c914-34e2-bcea-599bfe9fa97d>.

<sup>51</sup> ATT Secretariat, Article 5(3), “Treaty Text.” <https://thearmstradetreaty.org/treaty-text.html?templateId=209884>.

<sup>52</sup> ATT Secretariat, “Government of Costa Rica 2024 ATT Annual Report,” <https://thearmstradetreaty.org/download/f741260f-c8bd-3cfc-b722-4d25792fb449>.

<sup>53</sup> ATT Secretariat, “Government of Belgium 2024 ATT Annual Report,” <https://thearmstradetreaty.org/download/c9dd8998-a610-3dcb-8451-00ef25718d01>.

<sup>54</sup> ATT Secretariat, “Government of Panama 2024 ATT Annual Report,” <https://thearmstradetreaty.org/download/2f889505-b7f6-310e-835c-7a9d10b9cf5f>.

<sup>55</sup> New Zealand also used Annex 2 to explain why it had reported on shotguns, noting “New Zealand has a strong hunting and target shooting tradition, making shotguns a significant percentage of New Zealand’s total small arms imports and exports. A report conveying a full picture of New Zealand firearms would therefore be incomplete without the inclusion of this type of firearm in New Zealand’s import and export statistics. Reporting of these items serves to advance the object and purpose of the Arms Trade Treaty.” ATT Secretariat, “Government of New Zealand 2024 ATT Annual Report,” <https://thearmstradetreaty.org/download/97dd94a0-4476-3aad-8175-f3da5c5fd016>.

<sup>56</sup> ATT Secretariat, “Government of Switzerland 2024 ATT Annual Report,” <https://thearmstradetreaty.org/download/5d911423-404f-3e5e-8e3e-aae6129a033d>.

Thirty-three States Parties indicated, via the checkbox, that they had not used national definitions within their 2024 reports.<sup>57</sup> Two of these States (the Dominican Republic and Japan) provided information elsewhere in their reports to suggest that they had in fact used national definitions while completing their reports: The Dominican Republic reported three types of import under national categories (“municiones,” “blindajes,” and “gases lacrimogenos”) and provided some legislative and/ or definitional information in Annex 2,<sup>58</sup> and Japan reported its small arms exports and imports using the World Customs Organization’s Harmonized System (HS) codes in separately attached tables.<sup>59</sup> The remaining eight States Parties left the national definitions checkbox blank, did not report transfers in the national categories sections of the template, and did not provide information in Annex 2 regarding national definitions.<sup>60</sup>

The recommended template also allows States Parties to provide information on the national definitions of the terms “export” and “import.” At least one public 2024 report utilized this section to provide additional information: In regard to definitions of import, the Czech Republic noted that its import section did “not include transfers from other EU member states” as “this information is available in reporting tables of exports of other EU member states that are signatories to ATT.”<sup>61</sup> Germany also provided information on the definitions of export/import used to complete its annual report — though in a separate added section labeled “National Disclaimer” — noting that “export licenses granted and published in this report define maximum quantities, may exceed the duration of one year, and may be extended...”<sup>62</sup>



<sup>57</sup> The 33 States that indicated they had not used national definitions in their public 2024 reports are: Argentina, Australia, Benin, Botswana, Bulgaria, Czech Republic, Denmark, Dominican Republic, El Salvador, Germany, Guyana, Iceland, Ireland, Italy, Jamaica, Japan, Lesotho, Liechtenstein, Luxembourg, Malta, Mexico, Monaco, Norway, Peru, Poland, Portugal, Republic of Korea, Romania, Sierra Leone, Slovenia, Spain, Sweden, and Uruguay.

<sup>58</sup> ATT Secretariat, “Government of the Dominican Republic 2024 ATT Annual Report,” <https://www.thearmstradetreaty.org/download/9bb30f52-0809-3457-8905-9795e7796e9d>.

<sup>59</sup> ATT Secretariat, “Government of Japan 2024 ATT Annual Report,” <https://www.thearmstradetreaty.org/download/2c4c6a34-82a4-3605-9faf-6839753a221d>.

<sup>60</sup> The eight States Parties that left the national definitions checkbox blank (and did not provide information about national definitions or report using national categories) are: Bosnia and Herzegovina, Chile, Finland, Madagascar, Montenegro, Palau, Serbia, and South Africa.

<sup>61</sup> ATT Secretariat, “Government of the Czech Republic 2024 ATT Annual Report,” <https://thearmstradetreaty.org/download/97154d6f-58b1-30dd-aad8-29f916f56e5b>.

<sup>62</sup> ATT Secretariat, “Government of Germany 2024 ATT Annual Report,” <https://thearmstradetreaty.org/download/d4e79baa-1fc5-3a4f-b798-0245c6d99057>.

## SECTION 3: REPORTING PRACTICES AND TRENDS OF 2024 EXPORTS AND IMPORTS

While specific guidelines for the content of the annual report are not contained within the treaty's text,<sup>63</sup> the common understanding — as outlined by the Working Group on Transparency and Reporting (WGTR)'s document "Reporting Authorized or Actual Exports and Imports of Conventional Arms under the ATT: Questions and Answers"<sup>64</sup> and as based upon the CSP7 approved annual reporting template<sup>65</sup> — is that annual reports should include, at minimum, the number of items or the financial value of the exported and imported conventional arms<sup>66</sup> and the final importing or exporting States of the conventional arms. Further, States Parties are encouraged to provide this information "broken down by category of conventional arms on which they are reporting, as well as by country of origin or destination."<sup>67</sup>

Section 3 examines how States Parties reported on conventional arms exports and imports in their 2024 annual reports, based on a review of the 50 2024 annual reports publicly available on the ATT Secretariat's website as of October 5, 2025. This section analyzes whether States reported actual or authorized transfers, the number or value of transfers, information on the importing or exporting State, the origin of reported transfers, and the descriptions or comments provided on transfers.

### Exports

Of the 50 States Parties that submitted public 2024 annual reports as of October 5, 2025, 35 (or 70%) reported exports of conventional arms.<sup>68</sup> All 35 of these States Parties reported small arms and light weapons exports (SALW), and 22 of these States Parties reported major weapons exports (meaning 13 States Parties only reported SALW exports).<sup>69</sup>

<sup>63</sup> ATT Article 13(3) only requires States Parties to report "authorized or actual exports and imports of conventional arms covered under Article 2 (1)," and indicates that "[t]he report submitted to the Secretariat may contain the same information submitted by the State Party to relevant United Nations frameworks, including the United Nations Register of Conventional Arms." ATT Secretariat, Article 13(3), "Treaty Text." <https://thearmstradetreaty.org/treaty-text.html?templateId=209884>.

<sup>64</sup> Working Group on Transparency and Reporting, "Reporting Authorized or Actual Exports and Imports of Conventional Arms under the ATT: Questions & Answers," July 22, 2022. <https://bit.ly/3JlPdKa>. The document was last updated and endorsed by ATT States Parties at the Eighth Conference of States Parties in 2022. ATT Secretariat, "Final Report of the Eighth Conference of States Parties to the Arms Trade Treaty," pp. 7. August 26, 2022. [https://www.thearmstradetreaty.org/hyper-images/file/ATT\\_CSP8\\_%20Final%20Report\\_Rev2\\_EN/ATT\\_CSP8\\_%20Final%20Report\\_Rev2\\_EN.pdf](https://www.thearmstradetreaty.org/hyper-images/file/ATT_CSP8_%20Final%20Report_Rev2_EN/ATT_CSP8_%20Final%20Report_Rev2_EN.pdf).

<sup>65</sup> ATT Secretariat, "Annual Reporting Template." <https://bit.ly/3BLdVW9>.

<sup>66</sup> The option for States Parties to report financial value of their imports and exports was "introduced in the ATT annual reporting template in light of the more binding nature of the ATT's reporting requirement, in order to provide States Parties with an alternative means of protecting sensitive information, as opposed to simply withholding it." Working Group on Transparency and Reporting, "Reporting Authorized or Actual Exports and Imports of Conventional Arms under the ATT: Questions & Answers," pp. 17. July 22, 2022. <https://bit.ly/3JlPdKa>.

<sup>67</sup> Working Group on Transparency and Reporting, "Reporting Authorized or Actual Exports and Imports of Conventional Arms under the ATT: Questions & Answers," pp. 17. July 22, 2022. <https://bit.ly/3JlPdKa>.

<sup>68</sup> The 35 States Parties that reported exports in their 2024 annual reports are: Argentina, Australia, Belgium, Bosnia and Herzegovina, Bulgaria, Canada, Czech Republic, Denmark, Finland, Germany, Greece, Iceland, Ireland, Italy, Jamaica, Japan, Liechtenstein, Luxembourg, Malta, Mexico, Montenegro, Netherlands, New Zealand, Norway, Poland, Portugal, Republic of Korea, Romania, Serbia, Slovenia, South Africa, Spain, Sweden, Switzerland, and United Kingdom of Great Britain and Northern Ireland.

<sup>69</sup> The 22 States Parties that reported exports of major arms in their 2024 annual reports are: Australia, Belgium, Bosnia and Herzegovina, Bulgaria, Canada, Czech Republic, Denmark, Finland, Germany, Greece, Italy, Netherlands, Norway, Poland, Portugal, Republic of Korea, Serbia, South Africa, Spain, Sweden, Switzerland, and United Kingdom of Great Britain and Northern Ireland. The 13 States that only reported SALW (not major weapons) exports are: Argentina, Iceland, Ireland, Jamaica, Japan, Liechtenstein, Luxembourg, Malta, Mexico, Montenegro, New Zealand, Romania, and Slovenia.

## ▶ Actual and/or Authorizations for Exports

Article 13(3) of the Arms Trade Treaty permits States Parties to report either “authorized” or “actual” arms transfers.<sup>70</sup> The WGTR’s “Reporting Authorized or Actual Exports and Imports of Conventional Arms under the ATT” document notes that for “reasons of consistency and continuity, it is of course desirable that States Parties’ choices in this respect, once made, remain stable over time.”<sup>71</sup>

Of the 22 States Parties that reported major weapons exports in public 2024 reports, four (or 18%) reported authorized exports of major weapons, 12 States Parties (55%) reported actual exports, and three States Parties (Bosnia and Herzegovina, Finland, and Portugal) did not indicate whether the major weapons exports they reported were authorized or actual exports.<sup>72</sup>

The final three States that reported major weapons exports (Belgium, Denmark, and the United Kingdom) reported a combination of authorized and actual transfers. Belgium disaggregated its major exports by quantity, weapon type, and final importing State, marking each sub-category as either an authorized or actual transfer (see Figure 7).<sup>73</sup> Denmark reported most of its major weapons exports as actual transfers with the exception of its export of Category II armored combat vehicles. Although this category of major weapons export was marked as both authorized and actual, Denmark provided the disaggregated quantities of authorized vs. actual armored vehicle exports and indicated whether subsequent information within the category related to the authorized or the actual quantities (see Figure 8).<sup>74</sup> The United Kingdom’s report, submitted in the UNROCA format, noted that “[t]he data submitted reflects both actual and authorised transfers of arms” but did not specify which transfers reflected which type of data.<sup>75</sup>



<sup>70</sup> ATT Secretariat, Article 13(3), “Treaty Text.” <https://thearmstradetreaty.org/treaty-text.html?templateId=209884>.

<sup>71</sup> Working Group on Transparency and Reporting, “Reporting Authorized or Actual Exports and Imports of Conventional Arms under the ATT: Questions & Answers,” pp. 13, July 22, 2022. <https://bit.ly/3J1pdKa>.

<sup>72</sup> The four States Parties that reported authorized major arms exports are: Australia, Italy, Republic of Korea, and South Africa. The 12 States Parties that reported actual major arms exports are: Bulgaria, Canada, Czech Republic, Germany, Greece, Netherlands, Norway, Poland, Serbia, Spain, Sweden, and Switzerland.

<sup>73</sup> ATT Secretariat, “Government of Belgium ATT Annual Report,” <https://thearmstradetreaty.org/download/c9dd8998-a610-3dcb-8451-00ef25718d01>.

<sup>74</sup> ATT Secretariat, “Government of Denmark 2024 ATT Annual Report,” <https://thearmstradetreaty.org/download/96e7dc71-c914-34e2-bcea-599bfe9fa97d>.

<sup>75</sup> ATT Secretariat, “Government of the United Kingdom 2024 ATT Annual Report,” <https://thearmstradetreaty.org/download/02621362-29ca-3d3a-801b-701593dc14c3>.

Figure 7: Belgium disaggregated its major weapons exports by quantity, weapon type, final importing State, and whether the given data reflected an authorized or actual transfer.

Category of arms <sup>6</sup> [I-VIII]		Authorised or actual exports <sup>7</sup>		Extent of exports <sup>8</sup> (choose one or both)		Final importing State <sup>11</sup>	State of origin (if not exporter) <sup>12</sup>	Remarks <sup>13</sup>	
		Auth.	Act.	Number of items <sup>9</sup>	Value <sup>10</sup>			Description of Item	Comments on the transfer
1		2	3	4	5	6	7	8	9
II.	Armoured combat vehicles	<input type="checkbox"/>	<input checked="" type="checkbox"/>	5		Ukraine		MTLB and MTLBu	
		<input type="checkbox"/>	<input checked="" type="checkbox"/>	25		Ukraine		M-113 APC	
		<input checked="" type="checkbox"/>	<input type="checkbox"/>	50		Czechia		M-113 APC	
		<input checked="" type="checkbox"/>	<input type="checkbox"/>	50		Czechia		AIFV	

Figure 8: Denmark disaggregated its major weapons exports by quantity of authorized vs. actual transfers, further specifying whether subsequent information related to the authorized or the actual quantities.

Category of arms <sup>6</sup> [I-VIII]		Authorised or actual exports <sup>7</sup>		Extent of exports <sup>8</sup> (choose one or both)		Final importing State <sup>11</sup>	State of origin (if not exporter) <sup>12</sup>	Remarks <sup>13</sup>	
		Auth.	Act.	Number of items <sup>9</sup>	Value <sup>10</sup>			Description of Item	Comments on the transfer
1		2	3	4	5	6	7	8	9
II.	Armoured combat vehicles	<input type="checkbox"/>	<input checked="" type="checkbox"/>	5		Ukraine		MTLB and MTLBu	
		<input type="checkbox"/>	<input checked="" type="checkbox"/>	25		Ukraine		M-113 APC	
		<input checked="" type="checkbox"/>	<input type="checkbox"/>	50		Czechia		M-113 APC	
		<input checked="" type="checkbox"/>	<input type="checkbox"/>	50		Czechia		AIFV	

Of the 35 States Parties that reported SALW exports in public 2024 reports, 10 reported only authorized SALW exports and 17 States reported only actual exports.<sup>76</sup> Six States Parties (Belgium, Denmark, Mexico, Montenegro, Switzerland, and the United Kingdom) reported their SALW exports using a combination of authorized and actual data. Belgium reported its Category 4-6 small arms (“Assault rifles,” “Light machine guns,” and “Others”) and Cat. 5 light weapons (“Portable anti-tank missile launchers and rocket systems”) exports as actual transfers, while marking its European Common Military List ML1 exports (in the national categories section of the recommended template) as authorized.<sup>77</sup> Denmark switched between authorized, actual, and a combination of authorized and actual SALW exports depending on the sub-category of weapon.<sup>78</sup> Mexico indicated that each transfer represented both authorized and actual figures without further specification.<sup>79</sup> Montenegro reported primarily authorized SALW exports with the exception of its Category 1 revolver and self-loading pistol exports, which were marked as both authorized and actual without further specification.<sup>80</sup> Excepting its Cat. 5 portable anti-tank missile launcher and rocket system exports (which represented actual transfers), Switzerland reported its SALW exports as authorized.<sup>81</sup> The United Kingdom, as with its major weapons exports, indicated that its SALW exports represented both authorized and actual data without further specification. Two States Parties (Bosnia and Herzegovina and Finland) did not indicate whether their SALW exports represented authorized or actual data. Denmark, Portugal, and Spain each neglected to indicate authorized or actual data in one category of SALW export.

<sup>76</sup> The 10 States Parties that reported authorized SALW exports are: Australia, Germany, Iceland, Ireland, Italy, Jamaica, Malta, New Zealand, Republic of Korea, and South Africa. The 17 States Parties that reported actual SALW arms exports are: Argentina, Bulgaria, Canada, Czech Republic, Greece, Japan, Liechtenstein, Luxembourg, Netherlands, Norway, Poland, Portugal, Romania, Serbia, Slovenia, Spain, and Sweden.

<sup>77</sup> ATT Secretariat, “Government of Belgium 2024 ATT Annual Report,” <https://thearmstradetreaty.org/download/c9dd8998-a610-3dcb-8451-00ef25718d01>.

<sup>78</sup> ATT Secretariat, “Government of Denmark 2024 ATT Annual Report,” <https://thearmstradetreaty.org/download/96e7dc71-c914-34e2-bcea-599bfe9fa97d>.

<sup>79</sup> ATT Secretariat, “Government of Mexico 2024 ATT Annual Report,” <https://thearmstradetreaty.org/download/4cd09be3-2646-3002-8b2c-f395267caa26>.

<sup>80</sup> ATT Secretariat, “Government of Montenegro 2024 ATT Annual Report,” <https://thearmstradetreaty.org/download/30bbeefa-c186-3ed1-a95e-8c4197ad91d0>.

<sup>81</sup> ATT Secretariat, “Government of Switzerland 2024 ATT Annual Report,” <https://thearmstradetreaty.org/download/5d911423-404f-3e5e-8e3e-aae6129a033d>.

Two States Parties provided different types of transfer data on exports of major weapons compared to their exports of SALW. Both Germany and Switzerland reported actual exports of major weapons, while Germany reported its SALW exports as authorized and Switzerland reported its SALW exports with a combination of actual and authorized transfers.

**▶ Number of Items Exported and/or Value of Exports**

Of the 35 2024 annual reports that publicly reported exporting conventional arms, 27 States Parties (77%) provided the number of items exported, and eight States Parties (23%) reported some combination of the number and value of their exports.<sup>82</sup>

**Figure 9: Japan reported both the quantity and value of each of its small arms exports.**

HS code	Item	Number	Value (1,000yen)	State	
9303.10	000	Muzzle-loading firearms	1	315	USA
9303.20	000	Other sporting, hunting or target-shooting shotguns, including combination shotgun-rifles.	17	2,051	Republic of Korea
			131	13,019	Norway
			11,143	1,352,750	Belgium
			140	15,274	Poland
			158	19,153	Cyprus
			30	2,416	Czech
			1,143	189,677	United States
			52	6,027	Brazil
			10	922	Uruguay
			160	16,742	South Africa
			2,543	295,512	Australia
			3	612	New Zealand

In some cases, States Parties did not provide either a number or a value for certain categories of export. Australia, for example, did not provide the number or value of some of its major weapons exports to Ukraine.<sup>83</sup> Several States navigated issues of national security or classified information by providing one type of data and not the other. For instance, Australia provided the value but not the quantity of Category IV unmanned combat aircraft sent to Ukraine, and Sweden provided the quantity of its Categories II-IV major weapons exports while noting that the value was “[c]lassified.”<sup>84</sup> Many States Parties also reported the number or value of their exports in the aggregate without indicating the quantity of each type of item sent to each importing State.

As it has done in each of its previous annual reports, Iceland only indicated the number of items exported without providing any further information on importing State, State of origin, description, or comments.<sup>85</sup>

<sup>82</sup> The 27 States Parties that reported quantity of exports are: Argentina, Bulgaria, Canada, Czech Republic, Denmark, Finland, Germany, Greece, Iceland, Ireland, Italy, Jamaica, Liechtenstein, Luxembourg, Mexico, Montenegro, Netherlands, New Zealand, Poland, Republic of Korea, Romania, Serbia, South Africa, Spain, Sweden, Switzerland, and United Kingdom of Great Britain and Northern Ireland. The eight States Parties that reported a combination of number and value are: Australia, Belgium, Bosnia and Herzegovina, Japan, Malta, Norway, Portugal, and Slovenia.

<sup>83</sup> ATT Secretariat, “Government of Australia 2024 ATT Annual Report,” <https://thearmstradetreaty.org/download/cbbe416d-4282-3bc8-ba88-3fbc64ee594c>.

<sup>84</sup> ATT Secretariat, “Government of Sweden ATT Annual Report,” <https://thearmstradetreaty.org/download/96d62a54-cef3-3c87-9086-60aba2746845>.

<sup>85</sup> ATT Secretariat, “Government of Iceland ATT Annual Report,” <https://thearmstradetreaty.org/download/04364bfd-970d-3d5b-b372-865968b607ff>.

## Information on Importing State

Of the States Parties that reported major weapons and/or SALW exports, only Iceland did not provide information on the final importing State for any of its exports.<sup>86</sup> Portugal did not provide information in the designated final importing State column of its major weapons exports but specified in the comments section of its report that each was a “[d]onation to Ukraine.”<sup>87</sup> One State Party (Belgium) neglected to name the final importing State in several categories of export.

At least two States Parties aggregated the final recipient of their major weapons exports: Denmark listed the final importing States of its authorized Cat. II armored combat vehicle exports without indicating the quantity of items exported to each importing State, and Norway noted that several of its major arms exports had been sent to “[m]ultiple states.”<sup>88</sup> Several States Parties — including Ireland, Jamaica, Malta, and Sweden<sup>89</sup> — aggregated the final importing State of some or all of their SALW exports by listing States without specifying quantity sent to each. Denmark and Norway wrote that many of their SALW exports had been sent to “[m]ultiple states” without further specification.

**Figure 10: Italy provided a disaggregated quantity of large-caliber artillery systems exported to each final importing State.**

Category of arms <sup>6</sup> [I-VIII]		Authorised or actual exports <sup>7</sup>		Extent of exports <sup>8</sup> (choose one or both)		Final importing State <sup>11</sup>
		Auth.	Act.	Number of items <sup>9</sup>	Value <sup>10</sup>	
1		2	3	4	5	6
III.	Large-calibre artillery systems	<input checked="" type="checkbox"/>	<input type="checkbox"/>	6		<b>PHILIPPINES</b>
				2		<b>TAIWAN</b>
				3		<b>UNITED ARAB EMIRATES</b>
				2		<b>INDONESIA</b>
				30		<b>UKRAINE</b>

## Origin of Conventional Arms, If Not Exporting State

ATT States Parties are encouraged to provide the State of origin of their exports when it differs from the exporting State. Of the 22 States Parties that reported major weapons exports in public 2024 reports, only four (Canada, Germany, Greece, and Norway) reported the State of origin of their exported major weapons in at least one category; of the 35 States Parties that reported SALW exports in public 2024 reports, nine reported the State of origin of the SALW exports.<sup>90</sup>

<sup>86</sup> ATT Secretariat, “Government of Iceland 2024 ATT Annual Report,” <https://thearmstradetreaty.org/download/04364bfd-970d-3d5b-b372-865968b607ff>.

<sup>87</sup> ATT Secretariat, “Government of Portugal 2024 ATT Annual Report,” <https://thearmstradetreaty.org/download/375a048e-ef60-33e9-9650-d785b039885e>.

<sup>88</sup> ATT Secretariat, “Government of Norway 2024 ATT Annual Report,” <https://thearmstradetreaty.org/download/96e7dc71-c914-34e2-bcea-599bfe9fa97d>.

<sup>89</sup> Explaining the reason for its aggregation of final importing States, Sweden noted that the number and value of its SALW exports was “[c]lassified.” ATT Secretariat, “Government of Sweden 2024 ATT Annual Report,” <https://thearmstradetreaty.org/download/96d62a54-cef3-3c87-9086-60aba2746845>.

<sup>90</sup> The nine States Parties that reported the State of origin of at least one category of SALW exports are: Luxembourg, Malta, Montenegro, Netherlands, Norway, Romania, Serbia, Slovenia, and South Africa.

Some States provided information on State of origin in ways that do not facilitate meaningful analysis: In several categories of SALW export Serbia merely commented “more” under the State of origin column, and Malta aggregated its SALW exports such that the quantity and type of items originating from each State is unclear.<sup>91</sup> However, other States Parties reported this information with higher levels of transparency. In a mark of good practice, Romania formatted its 2024 report such that many exports were disaggregated by both the importing State and the origin State, and when the State of origin was itself, wrote “Romania” in the designated column instead of leaving the space blank (see Figure 11).<sup>92</sup>

Figure 11: Romania disaggregated its exports by both importing State and the State of origin.

Category of arms <sup>6</sup> [I-VIII]		Authorised or actual exports <sup>7</sup>		Extent of exports <sup>8</sup> (choose one or both)		Final importing State <sup>11</sup>	State of origin (if not exporter) <sup>12</sup>	Remarks <sup>13</sup>	
		Auth.	Act.	Number of items <sup>9</sup>	Value <sup>10</sup>			Description of Item	Comments on the transfer
1		2	3	4	5	6	7	8	9
2.	Rifles and carbines	<input type="checkbox"/>	<input checked="" type="checkbox"/>	2230		USA	Romania		For civil use
				45		South Africa	Romania		For civil use
				33		Croatia	Germany		For civil use
				6		Germany	1-Romania 5- Germany		For civil use
				135		Switzerland	Romania		For civil use
				20		Belgium	10 – Belgium 1 - Czech Republic 9 - Germany		For civil use

► **Description of Conventional Arms**

The recommended annual report template allows States Parties the option of providing descriptions of their conventional arms exports. Nineteen of the 22 States Parties (86%) that publicly reported major weapons exports in their 2024 reports provided descriptions of the transfers in at least one category,<sup>93</sup> as did 20 of the 35 States Parties (57%) that publicly reported SALW exports.<sup>94</sup>

States Parties used these descriptions to provide useful insights into the items they exported. In most cases, these descriptions included the make, model, type, caliber, and/or number of items exported per sub-category of an exported item. In an example of good practice, Mexico provided the make, type, model, and caliber of each of its small arms exports in the description section (see Figure 12).

<sup>91</sup> ATT Secretariat, “Government of Serbia 2024 ATT Annual Report,” <https://thearmstradetreaty.org/download/e23c2d46-aa25-3fb0-80a0-7eb1426b334a>. ATT Secretariat, “Government of Malta 2024 ATT Annual Report,” <https://thearmstradetreaty.org/download/9fb3ad68-f50f-3831-8e8a-f5e0f97b8531>.

<sup>92</sup> ATT Secretariat, “Government of Romania 2024 ATT Annual Report,” <https://thearmstradetreaty.org/download/dbd7e9e3-4625-3e6b-8ef1-42d5630d96ba>

<sup>93</sup> The 19 States Parties that provided descriptions in one or more categories of their major arms exports are: Australia, Belgium, Bosnia and Herzegovina, Bulgaria, Canada, Denmark, Finland, Germany, Greece, Netherlands, Norway, Poland, Portugal, Republic of Korea, Serbia, South Africa, Sweden, Switzerland, and United Kingdom of Great Britain and Northern Ireland.

<sup>94</sup> The 20 States Parties that provided descriptions in one or more categories of their SALW exports are: Argentina, Belgium, Bosnia and Herzegovina, Bulgaria, Denmark, Finland, Ireland, Japan, Luxembourg, Mexico, Montenegro, Netherlands, Norway, Republic of Korea, Romania, Slovenia, South Africa, Sweden, Switzerland, and United Kingdom of Great Britain and Northern Ireland.

Figure 12: Mexico provided the make, type, model, and caliber of its small arms exports.

B. VIII. Armas pequeñas y armas ligeras <sup>16, 17</sup>								
Armas pequeñas (total) <sup>18</sup>		<input type="checkbox"/>	<input type="checkbox"/>					
1.	Revólveres y pistolas automáticas	X	X	100	Guatemala		Productos Mendoza S.A. de C.V. 100 Piezas Pistola de cañón largo, marca Mendoza, modelo HM7-L, calibre 9 mm (35) Pistola de cañón largo, marca Mendoza, modelo HM7-C, calibre 9 mm (35) Pistola semiautomática, marca Mendoza, modelo PM-1 AZ2, calibre 9 mm (30)	Para su venta/comercialización
				2	E.U.A.		Productos Mendoza S.A. de C.V. 2 Piezas Pistola semiautomática de cañón largo, marca Mendoza, modelo HM-7-L, calibre 9 mm (1) Pistola semiautomática de cañón largo, marca Mendoza, modelo HM-7-C, calibre 9 mm (2)	

► **Comments on Transfer**

The recommended annual report template also gives States Parties the option of providing comments on their conventional arms exports. Twelve of the 22 States Parties (55%) that publicly reported major weapons exports in their 2024 reports provided comments on the transfers in at least one major weapons export category, and 13 of the 35 States Parties (37%) that publicly reported SALW exports provided comments in at least one SALW export category.<sup>95</sup>

The information included in these comments helps to contextualize 2024 arms exports. The comments may clarify the purpose of the transfer (e.g., for testing, repair, or reexport) or the item’s intended end-user (e.g., military, police, or civilians). The comments can also include information on the nature of the transfer (e.g., the ministries or companies involved, whether the transfer was for commercial or non-commercial use, if the export was only temporary, etc.).

Some States Parties included other types of information in their comments, such as by naming the specific territory an export was sent within a State (Australia and New Zealand), giving information on data provided in separate tables (again, Australia), noting that information about a specific transfer was withheld (Belgium and the Netherlands), specifying that an export was the result of a government-to-government bilateral agreement (Greece), and indicating whether an export was a donation or a sale (Mexico, the Netherlands, Norway, and Portugal).

<sup>95</sup> The 12 States Parties that provided comments on one or more categories of their major arms exports are: Australia, Belgium, Canada, Czech Republic, Greece, Netherlands, Norway, Portugal, Serbia, South Africa, Switzerland, and United Kingdom of Great Britain and Northern Ireland. The 13 States Parties that provided comments on one or more categories of their SALW exports are: Australia, Canada, Czech Republic, Denmark, Liechtenstein, Mexico, Netherlands, New Zealand, Norway, Romania, Serbia, Switzerland, and United Kingdom of Great Britain and Northern Ireland.

Figure 13: Switzerland used the comment section of its report to describe the end use of its Category II armored combat vehicle exports (and disaggregated the end use by quantity).

Category of arms <sup>6</sup> [I-VIII]		Authorised or actual exports <sup>7</sup>		Extent of exports <sup>8</sup> (choose one or both)		Final importing State <sup>11</sup>	State of origin (if not exporter) <sup>12</sup>	Remarks <sup>13</sup>	
		Auth.	Act.	Number of items <sup>9</sup>	Value <sup>10</sup>			Description of Item	Comments on the transfer
1		2	3	4	5	6	7	8	9
II.	Armoured combat vehicles	<input type="checkbox"/>	<input checked="" type="checkbox"/>	4 9 9 1 11		Belgium  Denmark  Germany		Eagle  Pandur  Piranha  Duro  Eagle	4 x temporary Export  9x permanent Export  1x temporary export / import for demonstration 2x import / export for repair 1x return after modification 1x return after reparation 1x export for repair  1 x temporary export for training/Test  2x export after modification 1x temporary import for modification 3x temporary export for modification 2x export / return from demonstration

## Imports

Of the 50 States Parties that submitted public 2024 annual reports as of October 5, 2025, 46 (or 92%) reported imports of conventional arms.<sup>96</sup> Twenty-three of these States Parties reported major weapons imports,<sup>97</sup> and 44 reported small arms and light weapons (SALW) imports.<sup>98</sup> Two States Parties (Chile and Finland) only reported major weapons imports,<sup>99</sup> and 23 States only reported SALW imports.<sup>100</sup>

<sup>96</sup> The 46 States Parties that reported imports in their 2024 annual reports are: Argentina, Australia, Belgium, Benin, Bosnia and Herzegovina, Botswana, Bulgaria, Canada, Chile, Costa Rica, Czech Republic, Denmark, Dominican Republic, El Salvador, Finland, Germany, Greece, Guyana, Iceland, Ireland, Italy, Jamaica, Japan, Lesotho, Liechtenstein, Luxembourg, Malta, Mexico, Montenegro, Netherlands, New Zealand, Norway, Panama, Peru, Poland, Portugal, Republic of Korea, Romania, Serbia, Slovenia, South Africa, Spain, Sweden, Switzerland, United Kingdom of Great Britain and Northern Ireland, and Uruguay.

<sup>97</sup> The 23 States Parties that reported imports of major arms in their 2024 annual reports are: Argentina, Australia, Belgium, Bulgaria, Chile, Czech Republic, Denmark, Finland, Germany, Greece, Italy, Japan, Norway, Peru, Portugal, Republic of Korea, Romania, Serbia, Slovenia, Spain, Sweden, United Kingdom of Great Britain and Northern Ireland, and Uruguay.

<sup>98</sup> The 44 States Parties that reported imports of small arms and light weapons in their 2024 annual reports are: Argentina, Australia, Belgium, Benin, Bosnia and Herzegovina, Botswana, Bulgaria, Canada, Costa Rica, Czech Republic, Denmark, Dominican Republic, El Salvador, Germany, Greece, Guyana, Iceland, Ireland, Italy, Jamaica, Japan, Lesotho, Liechtenstein, Luxembourg, Malta, Mexico, Montenegro, Netherlands, New Zealand, Norway, Panama, Peru, Poland, Portugal, Republic of Korea, Romania, Serbia, Slovenia, South Africa, Spain, Sweden, Switzerland, United Kingdom of Great Britain and Northern Ireland, and Uruguay.

<sup>99</sup> This is the first year Finland has both reported publicly and not reported SALW imports. Finland reported SALW imports in its 2015-2021 public annual reports, submitted a private 2022 report, and submitted its 2023 section on imports privately.

<sup>100</sup> The 23 States that only reported SALW (not major weapons) imports are: Benin, Bosnia and Herzegovina, Botswana, Canada, Costa Rica, Dominican Republic, El Salvador, Guyana, Iceland, Ireland, Jamaica, Lesotho, Liechtenstein, Luxembourg, Malta, Mexico, Montenegro, Netherlands, New Zealand, Panama, Poland, South Africa, and Switzerland.

The United Kingdom reported both major weapons and SALW imports this year. Despite ranking among the top 10 SALW importers in the late 2010s,<sup>101</sup> the United Kingdom did not report any arms imports between 2015 and 2021 and only began to report on major weapons imports with its 2022 report submission. The 2024 report marks the first time the UK has reported to the ATT on its SALW imports.

### ► Actual and/or Authorizations for Imports

As with exports, States Parties may report either “authorized” or “actual” arms transfers. Sixteen (70%) of the 23 States that publicly reported major weapons imports indicated that the transfers represented actual data<sup>102</sup> and three States Parties (Italy, Peru, and the Republic of Korea) reported authorized major weapons imports. Two States (Belgium and the United Kingdom) reported using a combination of authorized and actual data. The United Kingdom used both types of data without specifying which transfers reflected which type of data, while Belgium changed data types between categories.<sup>103</sup> Two States Parties (Finland and Portugal) failed to indicate whether their major weapons imports reflected authorized or actual transfers.

Of the 44 States Parties that publicly reported SALW imports in their 2024 reports, 27 (61%) reported actual imports of SALW,<sup>104</sup> eight States Parties (18%) indicated they had reported authorized imports,<sup>105</sup> and five (11%) reported with a combination.<sup>106</sup> Of those that reported with a combination of actual and authorized SALW imports, four (the Dominican Republic, Mexico, Peru, and the United Kingdom) indicated that their SALW imports reflected both actual and authorized data, and one (Denmark) reported some SALW imports as actual data and some as authorized (disaggregated by the quantity of items imported). Four States Parties (Bosnia and Herzegovina, El Salvador, Ireland, and the Republic of Korea) failed to indicate whether their SALW imports reflected authorized or actual transfers. At least six States Parties (Argentina, the Dominican Republic, Mexico, Portugal, Slovenia, and Spain) neglected to indicate authorized vs. actual in one or more SALW import categories.

Of the States Parties that reported on both major weapons and SALW imports, at least four reported differently on their major weapons imports compared to their SALW imports. Denmark and Peru both reported a combination of authorized and actual SALW imports, while Denmark reported its major weapons imports as actual data and Peru reported its major weapons imports as authorized. Belgium and Germany both reported their SALW imports as authorized, though Belgium reported with a combination of authorized and actual major weapons imports and Germany with actuals.

<sup>101</sup> According to a December 2020 analysis by the Small Arms Survey, the United Kingdom was the world's tenth leading importer of SALW based on the value of its SALW imports. Nicolas Florquin, Elodie Hainard, and Benjamin Jongleux, *Trade Update 2020: An Eye on Ammunition Transfers to Africa*, Small Arms Survey, December 2020, p. 26. <https://www.smallarmssurvey.org/resource/trade-update-2020-eye-ammunition-transfers-africa>.

<sup>102</sup> The 16 States Parties that reported actual major weapons imports are: Argentina, Australia, Bulgaria, Chile, Czech Republic, Denmark, Germany, Greece, Japan, Norway, Romania, Serbia, Slovenia, Spain, Sweden, Uruguay.

<sup>103</sup> ATT Secretariat, “Government of the United Kingdom 2024 ATT Annual Report,” <https://thearmstradetreaty.org/download/02621362-29ca-3d3a-801b-701593dc14c3>; ATT Secretariat, “Government of Belgium ATT Annual Report,” <https://thearmstradetreaty.org/download/c9dd8998-a610-3dcb-8451-00ef25718d01>.

<sup>104</sup> The 27 States Parties that reported actual SALW imports are: Argentina, Australia, Benin, Botswana, Bulgaria, Canada, Costa Rica, Czech Republic, Greece, Guyana, Japan, Lesotho, Liechtenstein, Luxembourg, Netherlands, New Zealand, Norway, Panama, Poland, Portugal, Romania, Serbia, Slovenia, Spain, Sweden, Switzerland, and Uruguay.

<sup>105</sup> The eight States Parties that reported authorized SALW imports are: Belgium, Germany, Iceland, Italy, Jamaica, Malta, Montenegro, and South Africa.

<sup>106</sup> The five States Parties that reported both authorized and actual SALW imports are: Denmark, Dominican Republic, Mexico, Peru, and United Kingdom of Great Britain and Northern Ireland.

## ▶ Number of Items Imported and/or Value of Imports

Of the 46 States Parties that publicly reported importing conventional arms, 36 States (78%) reported the quantity of items imported<sup>107</sup> and 10 States Parties reported with some combination of the number and value of their imports.<sup>108</sup> No States Parties reported their imports with purely value.

As with exports, many States Parties reported the number or value of their imports in the aggregate without indicating the quantity of each type of item sent from each exporter. On the other hand, in an example of good reporting practice, several States Parties (including Bosnia and Herzegovina, Botswana, Norway, Peru, Slovenia, and Uruguay) provided both the number and value of each of their imports (also disaggregated by the exporting State, the State of origin, and/or the make, type, or model of weapon).

As it has done in each of its previous annual reports, Iceland only indicated the number of items imported without providing any further information on importing State, State of origin, description, or comments.<sup>109</sup>

**Figure 14: Peru reported the number and value of each of its imports disaggregated by the exporting State, the State of origin, and the make, type, and/or model of weapon.**

Categoría de armas <sup>6</sup> [I-VIII]	Importaciones autorizadas o reales <sup>7</sup>		Alcance de las importaciones <sup>8</sup> (elija una o ambas opciones)		Estado exportador <sup>11</sup>	Estado de origen (si no es el exportador) <sup>12</sup>	Observaciones <sup>13</sup>	
	Aut.	Reales	Número de artículos <sup>9</sup>	Valor <sup>10</sup>			Descripción del artículo	Comentarios sobre la transferencia
1	2	3	4	5	6	7	8	9
<b>Armas pequeñas (total)<sup>18</sup></b>	<input type="checkbox"/>	<input type="checkbox"/>						EMPRESAS ADQUIRIENTES
1. Revólveres y pistolas automáticas	<input checked="" type="checkbox"/>	<input checked="" type="checkbox"/>	380	US \$ 89 870	BRASIL	BRASIL	REVOLVER, TAURUS, 82SREV MOD 82S, 38SPL CAL, 6 TIROS	- ARMAQ S.A. - CADDIN S.A.C.
2. Fusiles y carabinas	<input checked="" type="checkbox"/>	<input checked="" type="checkbox"/>	5	S/. 285 000.00 US\$ 76 665 *Referencial 2024	REPÚBLICA CHECA	REPÚBLICA CHECA	- FUSIL DE PRECISIÓN. - MODELO: CZ-TSR	IMPORTACIÓN REALIZADA A LA POLICÍA NACIONAL DEL PERÚ
	<input checked="" type="checkbox"/>	<input checked="" type="checkbox"/>	1	US \$ 4 597	ALEMANIA	ALEMANIA	CARABINA, BLASER, R8 ULTIMATE, CARABINA BLASER R8	PREMIUM GUNS S.A.C.
	<input checked="" type="checkbox"/>	<input checked="" type="checkbox"/>	1	US \$ 4 013	ALEMANIA	ALEMANIA	CARABINA DEPORTIVA, CALIBRE 22 LR, FEINWERKBAU	ESTECON S.R.L.

## ▶ Information on Exporting State

Of the 46 States Parties that reported major weapons and/or SALW imports, five States (Costa Rica, Guyana, Iceland, Mexico, and Panama) did not provide information on the exporting States of any of their imports. One State Party (Sweden) did not provide information on the exporting State of its major arms imports, commenting that information beyond the general type of weapon was “[c]lassified.”<sup>110</sup>

<sup>107</sup> The 36 States Parties that reported only the number of items imported are: Argentina, Benin, Bulgaria, Canada, Chile, Costa Rica, Czech Republic, Denmark, Dominican Republic, El Salvador, Finland, Germany, Greece, Guyana, Iceland, Ireland, Italy, Jamaica, Lesotho, Liechtenstein, Luxembourg, Malta, Mexico, Montenegro, Netherlands, New Zealand, Panama, Poland, Republic of Korea, Romania, Serbia, South Africa, Spain, Sweden, Switzerland, and United Kingdom of Great Britain and Northern Ireland.

<sup>108</sup> The 10 States Parties that reported using both some form of both number and value of their imports are: Australia, Belgium, Bosnia and Herzegovina, Botswana, Japan, Norway, Peru, Portugal, Slovenia, and Uruguay.

<sup>109</sup> ATT Secretariat, “Government of Iceland ATT Annual Report,” <https://thearmstradetry.org/download/04364bfd-970d-3d5b-b372-865968b607ff>.

<sup>110</sup> ATT Secretariat, “Government of Sweden 2024 ATT Annual Report,” <https://thearmstradetry.org/download/96d62a54-cef3-3c87-9086-60aba2746845>.

Of the 41 States Parties that provided at least some information on exporting States, several did so in ways that do not facilitate meaningful analysis. Botswana wrote that each of its imports was imported from “[v]arious” States without providing further information;<sup>111</sup> Montenegro commented that multiple sub-categories of SALW import were of “[v]arious origin”;<sup>112</sup> and Denmark noted that several of its SALW imports had come from “[m]ultiple” States.<sup>113</sup> The Dominican Republic, El Salvador, Ireland, Jamaica, Malta, and Norway listed the exporting State of some or all of their SALW imports in the aggregate.

**► Origin of Conventional Arms, If Not Exporting State**

Of the 46 States Parties that publicly reported conventional arms imports in 2024, seven provided information on the States of origin (when not the same as the exporting State) for their major weapons imports, and 12 did so with respect to their SALW imports.<sup>114</sup>

At least six States Parties (Botswana, Costa Rica, Guyana, Malta, Montenegro, and Serbia) aggregated the information they provided on States of origin by either indicating that a category of weapons was delivered to “various” or “multiple” States or by listing multiple States of origin within a category without indicating the quantity of items sent from each.

**► Description of Conventional Arms**

Nineteen of the 23 States Parties (83%) that publicly reported major weapons imports in their 2024 reports provided descriptions of the transfers in at least one category,<sup>115</sup> as did 27 of the 44 States Parties (61%) that publicly reported SALW imports.<sup>116</sup> As with exports, most States used these descriptions to provide information concerning an item’s make, model, type, or caliber.

**Figure 15: Bosnia and Herzegovina used the “Description of Item” section of the recommended template to specify the type and caliber of Cat. 2 rifles and carbines it imported.**

Category of arms <sup>6</sup> [I-VIII]		Authorised or actual imports <sup>7</sup>		Extent of imports <sup>8</sup> (choose one or both)		Exporting State <sup>11</sup>	State of origin (if not exporter) <sup>12</sup>	Remarks <sup>13</sup>	
		Auth.	Act.	Number of items <sup>9</sup>	Value <sup>10</sup>			Description of Item	Comments on the transfer
1		2	3	4	5	6	7	8	9
2.	Rifles and carbines	<input type="checkbox"/>	<input type="checkbox"/>	8 pcs 502 pcs 12 pcs	EUR 28.776,00 EUR 685.352,00 EUR 11.100,00	UK Czech Republic Serbia		Action Rifle Rifle cal. 5,56x45mm Sniper rifle cal.7,62mm	

<sup>111</sup> ATT Secretariat, “Government of Botswana 2024 ATT Annual Report,” <https://thearmstradetreaty.org/download/ff66e845-256f-3539-bde7-3f919afb2fd2>.

<sup>112</sup> ATT Secretariat, “Government of Montenegro 2024 ATT Annual Report,” <https://thearmstradetreaty.org/download/30bbeefa-c186-3ed1-a95e-8c4197ad91d0>.

<sup>113</sup> ATT Secretariat, “Government of Denmark 2024 ATT Annual Report,” <https://thearmstradetreaty.org/download/96e7dc71-c914-34e2-bcea-599bfe9fa97d>.

<sup>114</sup> The seven States Parties that provided information on the State of origin of their major arms imports are: Argentina, Australia, Chile, Greece, Peru, Romania, and Serbia. The 12 States Parties that provided information on the State of origin of their SALW imports are: Botswana, Costa Rica, Guyana, Malta, Mexico, Montenegro, Peru, Romania, Serbia, Slovenia, South Africa, and Sweden.

<sup>115</sup> The 19 States Parties that provided descriptions in one or more categories of their major arms imports are: Argentina, Australia, Belgium, Bulgaria, Chile, Denmark, Finland, Germany, Greece, Japan, Norway, Peru, Portugal, Republic of Korea, Romania, Serbia, Slovenia, United Kingdom of Great Britain and Northern Ireland, and Uruguay.

<sup>116</sup> The 27 States Parties that provided descriptions in one or more categories of their SALW imports are: Argentina, Australia, Benin, Bosnia and Herzegovina, Botswana, Bulgaria, Costa Rica, Denmark, Dominican Republic, Greece, Guyana, Japan, Luxembourg, Mexico, Montenegro, Netherlands, Panama, Peru, Portugal, Republic of Korea, Romania, Serbia, Slovenia, South Africa, Switzerland, United Kingdom of Great Britain and Northern Ireland, and Uruguay.

## Comments on Transfer

Just over a third of the 46 publicly reporting importers (17 States Parties, or 37%) provided comments on some, or all, of their conventional arms imports.<sup>117</sup> Nine (39%) of the 23 States Parties that reported publicly on 2024 major weapons imports provided comments on at least some of these transfers, as did 20 (45%) of the 44 States Parties that reported publicly on SALW imports.<sup>118</sup>

**Figure 16: Panama specified the end use and user of its Cat. 6 “Others” small arms imports in the comments section (although did not provide the exporting State).**

Categoría de armas [I-VIII]		Importaciones autorizadas o reales		Alcance de las importaciones (elija una o ambas opciones)		Estado exportador	Estado de origen (si no es el exportador)	Observaciones	
		Aut.	Reales	Número de artículos	Valor			Descripción del artículo	Comentarios sobre la transferencia
1		2	3	4	5	6	7	8	9
6.	Otras	<input type="checkbox"/>	<input checked="" type="checkbox"/>	1,321 ESCOPETAS SEMIAUTOMÁTICAS	*****	*****		Las armas de fuego tipo escopeta corresponden a las siguientes cantidades por calibres: <ul style="list-style-type: none"> <li>• 1,195 calibre 12</li> <li>• 64 calibre 20</li> <li>• 2 calibre 28</li> <li>• 20 calibre 410</li> </ul>	Armas de fuego para uso particular: 1,155 escopetas.  Armas de fuego para uso de la Fuerza Pública: 40, calibre 12.

Many of these comments described the purpose or end-use of the transfer (e.g., for commercial sale, storage, export, military training, repair, or reclamation) or the item’s intended end-user (e.g., civilians, police, or military). These comments were also commonly used to describe the nature of the transfer (e.g., the parties involved, the status of an authorized import, or whether the import was temporary and meant for re-export). Several States Parties provided additional information on their imports, such as technicalities in the data provided (Australia), reiterating that the respective State itself was going to be the final destination of its imports (Costa Rica), descriptions of the type of item imported (the Czech Republic, Denmark, and South Africa), and the territory or area of originating or final destination (Australia and New Zealand).

**Figure 17: Peru used the comments section of the recommended annual report template to describe the end users or acquiring companies (“empresas adquirentes”) of the State’s imports.**

Categoría de armas <sup>6</sup> [I-VIII]		Importaciones autorizadas o reales <sup>7</sup>		Alcance de las importaciones <sup>8</sup> (elija una o ambas opciones)		Estado exportador <sup>11</sup>	Estado de origen (si no es el exportador) <sup>12</sup>	Observaciones <sup>13</sup>	
		Aut.	Reales	Número de artículos <sup>9</sup>	Valor <sup>10</sup>			Descripción del artículo	Comentarios sobre la transferencia
1		2	3	4	5	6	7	8	9
Armas pequeñas (total) <sup>18</sup>		<input type="checkbox"/>	<input type="checkbox"/>						EMPRESAS ADQUIRIENTES
1.	Revólveres y pistolas automáticas	<input checked="" type="checkbox"/>	<input checked="" type="checkbox"/>	380	US \$ 89 870	BRASIL	BRASIL	REVOLVER, TAURUS, 82SREV MOD 82S, 38SPL CAL, 6 TIROS	- ARMAQ S.A. - CADDIN S.A.C.
2.	Fusiles y carabinas	<input checked="" type="checkbox"/>	<input checked="" type="checkbox"/>	5	S/. 285 000.00 US\$ 76 665 *Referencial 2024	REPÚBLICA CHECA	REPÚBLICA CHECA	- FUSIL DE PRECISIÓN. - MODELO: CZ-TSR	IMPORTACIÓN REALIZADA A LA POLICÍA NACIONAL DEL PERÚ
		<input checked="" type="checkbox"/>	<input checked="" type="checkbox"/>	1	US \$ 4 597	ALEMANIA	ALEMANIA	CARABINA, BLASER, R8 ULTIMATE, CARABINA BLASER R8	PREMIUM GUNS S.A.C.
		<input checked="" type="checkbox"/>	<input checked="" type="checkbox"/>	1	US \$ 4 013	ALEMANIA	ALEMANIA	CARABINA DEPORTIVA, CALIBRE 22 LR, FEINWERKBAU	ESTECON S.R.L.

<sup>117</sup> The 22 States Parties that provided comments on their imports are: Argentina, Australia, Botswana, Canada, Costa Rica, Czech Republic, Denmark, Germany, Liechtenstein, Luxembourg, Mexico, Montenegro, New Zealand, Panama, Peru, Romania, Serbia, South Africa, Switzerland, Greece, United Kingdom of Great Britain and Northern Ireland, and Uruguay.

<sup>118</sup> The nine States Parties that provided comments on their major arms exports are: Argentina, Australia, Czech Republic, Greece, Peru, Romania, Serbia, United Kingdom of Great Britain and Northern Ireland, and Uruguay. The 20 States Parties that provided comments on their SALW imports are: Argentina, Australia, Botswana, Canada, Costa Rica, Czech Republic, Denmark, Germany, Lesotho, Liechtenstein, Luxembourg, Mexico, Montenegro, New Zealand, Panama, Peru, Romania, Serbia, South Africa, and Switzerland.

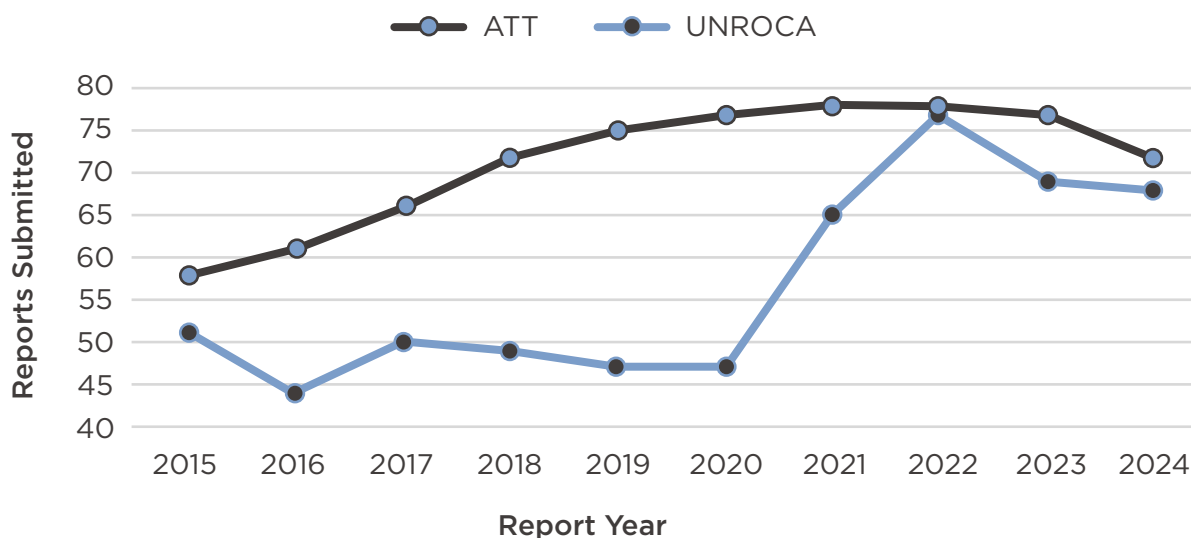
## SECTION 4: ATT REPORTING IN THE CONTEXT OF UNROCA

The ATT is the first global, legally binding framework for reporting on the transfer of conventional arms, but it is one of several mechanisms that promote transparency and accountability in the arms trade at the international, regional, and national levels. The UN Register of Conventional Arms (UNROCA), established by the UN General Assembly in 1991, encourages all UN Member States to voluntarily submit annual reports on transfers of major conventional arms and small arms and light weapons, military holdings, and procurement of weaponry through national production. This section analyzes overarching trends in ATT and UNROCA reporting, considers how recent efforts to leverage synergies between the two frameworks have affected reporting levels, and compares States' 2024 submissions under each framework to evaluate compliance and transparency.

### COMPARING ATT AND UNROCA REPORTING LEVELS

Although UNROCA reporting is voluntary for all UN Member States (a larger group of States than the total number of ATT States Parties), the number of annual reports submitted to the ATT Secretariat has consistently outpaced the number of submissions to UNROCA since the first year of ATT reporting (see Figure 18). However, UNROCA reporting rates have significantly increased.<sup>119</sup> As of October 5, 2025, 72 States have submitted 2024 ATT annual reports while 68 States have submitted 2024 UNROCA annual reports.<sup>120</sup>

Figure 18: ATT vs. UNROCA Reporting Levels



<sup>119</sup> At the same time last year, UNROCA reporting levels had overtaken ATT reporting — for the first time in the ATT's history — for submissions of 2022 annual reports. As of 8 October 2024, only 72 States had submitted 2022 annual reports to the ATT while 74 States had submitted 2022 annual reports to UNROCA. Since last year — and as more reports have been submitted — there are now more ATT than UNROCA reports submitted for 2022, although the figures remain close (78 ATT and 77 UNROCA reports as of October 5, 2025). Natalie Bramlett and Rachel Stohl, "Annual Reports 2023: Positive Trends and Enduring Challenges in ATT Reporting." *The Stimson Center*, 30 October 2024, pp. 21. <https://www.stimson.org/2024/annual-reports-2023-positive-trends-and-enduring-challenges-in-att-reporting/>.

<sup>120</sup> Rates of UNROCA reporting were sourced from the UNROCA online database and UNODA's UNROCA webpage (for the reports not available on the online database) and confirmed with UNODA staff. United Nations Register of Conventional Arms Database, "Participation Statistics," accessed October 5, 2025. <https://www.unroca.org/participation>; United Nations Office for Disarmament Affairs (UNODA), "Register of Conventional Arms," accessed October 5, 2025. <https://disarmament.unoda.org/en/our-work/cross-cutting-issues/military-confidence-building-measures/register-conventional-arms>.

Of the 77 ATT States Parties that submitted either an ATT or UNROCA report covering the 2024 calendar year as of October 5, 2025, 57 States Parties submitted under both mechanisms,<sup>121</sup> 15 States Parties reported under the ATT but not UNROCA,<sup>122</sup> and five ATT States Parties (Estonia, Lebanon, the Republic of Moldova, San Marino, and Suriname) reported under UNROCA but not the ATT (see Figure 19). Six UN Member States that are not ATT States Parties submitted 2024 UNROCA reports (Belarus, Israel, Kuwait, Thailand, Türkiye, and Ukraine).



<sup>121</sup> The 57 States that submitted 2024 reports under both the ATT and UNROCA are: Albania, Argentina, Australia, Belgium, Benin, Bosnia and Herzegovina, Botswana, Brazil, Bulgaria, Canada, Chile, China, Costa Rica, Cyprus, Czech Republic, Denmark, Dominican Republic, El Salvador, Finland, Germany, Greece, Guyana, Iceland, Ireland, Italy, Jamaica, Japan, Latvia, Lesotho, Liechtenstein, Lithuania, Luxembourg, Madagascar, Mauritius, Mexico, Monaco, Netherlands, New Zealand, Norway, Palau, Panama, Paraguay, Peru, Poland, Portugal, Republic of Korea, Romania, Senegal, Serbia, Sierra Leone, Slovakia, South Africa, Spain, Sweden, Switzerland, United Kingdom of Great Britain and Northern Ireland, and Uruguay.

<sup>122</sup> The 15 ATT States Parties that submitted 2024 reports to the ATT and not UNROCA are: Antigua and Barbuda, Bahamas, Barbados, Côte D'Ivoire, Croatia, Georgia, Guatemala, Maldives, Malta, Montenegro, Nigeria, Philippines, Seychelles, Slovenia, and the State of Palestine. Although the State of Palestine is a State Party to the ATT, as a Permanent Observer State of the United Nations, Palestine does not submit annual reports to UNROCA.

**Figure 19: ATT State Party UNROCA vs. ATT 2024 Annual Report Submissions**  
(of those that did not submit both)

ATT State Party	2024 ATT Annual Report	2024 UNROCA Annual Report
Antigua and Barbuda	X	
Bahamas	X	
Barbados	X	
Côte D'Ivoire	X	
Croatia	X	
Estonia		X
Georgia	X	
Guatemala	X	
Lebanon		X
Maldives	X	
Malta	X	
Montenegro	X	
Nigeria	X	
Philippines	X	
Republic of Moldova		X
San Marino		X
Seychelles	X	
Slovenia	X	
State of Palestine*	X	
Suriname		X

\*Although the State of Palestine is a State Party to the ATT, as a Permanent Observer State of the United Nations, Palestine does not submit annual reports to UNROCA.

## LEVERAGING REPORTING SYNERGIES

In an effort to leverage reporting synergies and lessen the burden of reporting on States Parties, ATT CSP7's revised reporting template introduced the option for States to indicate whether the UN Office of Disarmament Affairs (UNODA) could use the relevant information provided in the ATT annual reports as the basis for a submission to UNROCA (see Figure 20).<sup>123</sup>

**Figure 20: The CSP7 recommended reporting template checkbox to authorize use of information by UNODA.**

The United Nations Office for Disarmament Affairs (UNODA) may use the relevant information in this Annual Report as a basis for the reporting State's report to the United Register on Conventional Arms (UNROCA)	<input type="checkbox"/>
---	--------------------------

The number of States Parties that use this option has increased since its 2021 introduction (available for States Parties to use the following year to submit their reports on 2021 transfers). Of the 50 States Parties that submitted 2024 public annual reports as of October 5, 2025, 36 States Parties (or 72%) authorized their reports for use by UNROCA.<sup>124</sup> Comparatively, 37 (66%) public 2023 reports, 33 (61%) public 2022 reports, and 29 (or 55%) public 2021 reports available on the Secretariat website as of October 5, 2025 authorized UNROCA use.

The effort to leverage synergies between the instruments, as well as renewed efforts by the UN Office of Disarmament Affairs (UNODA) to encourage and support UNROCA reporting,<sup>125</sup> appears to be facilitating more frequent UNROCA report submissions from ATT States Parties that do not regularly report to UNROCA. UNROCA reporting levels significantly increased between the 2020 and 2021 report years (see Figure 18), and the latest Group of Governmental Experts on UNROCA report (conducted every three years) found that “a sizeable proportion of the submissions to the Register for the calendar years 2021-2023 had been provided through the Arms Trade Treaty secretariat,” and that the “provision of Arms Trade Treaty annual reports to the Register has had an impact on the level of reporting from regions that has low numbers of submissions” in the 2010s, particularly African and Latin American and Caribbean UN Member States.<sup>126</sup>

<sup>123</sup> Operationally, the ATT Secretariat formally transmits ATT annual reports in multiple batches through an official letter from the Head of the ATT Secretariat. The information contained in the reports is then used to support reporting under UNROCA. (Correspondence with UNODA, October 21, 2025). Because reports are shared in multiple sets of groups (among other reasons), reporting data as reflected on the ATT Secretariat's and UNROCA/UNODA websites do not always perfectly align.

<sup>124</sup> The 36 ATT States Parties that authorized their 2024 ATT annual reports for use by UNODA are: Argentina, Australia, Benin, Bosnia and Herzegovina, Botswana, Chile, Costa Rica, Denmark, Dominican Republic, El Salvador, Finland, Germany, Guyana, Iceland, Italy, Jamaica, Lesotho, Liechtenstein, Luxembourg, Madagascar, Malta, Mexico, Monaco, New Zealand, Norway, Palau, Panama, Peru, Portugal, Republic of Korea, Serbia, Sierra Leone, Spain, Sweden, Switzerland, and Uruguay.

<sup>125</sup> In 2023 and 2024 such efforts included holding virtual training workshops for government representatives in partnership with the United Nations Institute for Disarmament Research (UNIDIR). In 2025, for the first time, the workshops were offered in French and Spanish, in addition to English. Other efforts consisted of publishing updated reporting guidance and engaging in government outreach. United Nations, General Assembly, United Nations Register of Conventional Arms: Report of the Secretary-General, A/78/165 (12 July 2023), paras. 5-8, available from <https://docs.un.org/en/A/78/165>; United Nations, General Assembly, United Nations Register of Conventional Arms: Report of the Secretary-General, A/79/216 (22 July 2024), paras. 4-9, available from <https://digitallibrary.un.org/record/4062179?ln=en&v=pdf>; Correspondence with UNODA, October 21, 2025.

<sup>126</sup> United Nations, General Assembly, Continuing operation of the United Nations Register of Conventional Arms and its further development, A/80/121 (9 July 2025), pp. 22-23, available from <https://docs.un.org/en/A/80/121>.

## DIFFERENCES IN TRANSPARENCY IN ATT AND UNROCA 2024 REPORTS

States Parties may report differently on arms transfers in their ATT and UNROCA annual reports. This year, 10 States Parties (Albania, Brazil, China, Cyprus, Latvia, Lithuania, Mauritius, Paraguay, Senegal, and Slovakia) elected to restrict public access to their 2024 ATT annual reports by submitting the reports privately while opting to report publicly on the arms transfers made during the same calendar year in their 2024 UNROCA reports.<sup>127</sup>

Specifically, Albania reported to UNROCA on its major weapons and SALW imports;<sup>128</sup> Brazil reported exports of major weapons and small arms and imports of major weapons and SALW;<sup>129</sup> China reported exports of major weapons;<sup>130</sup> Cyprus submitted a “nil” report for both exports and imports;<sup>131</sup> Latvia reported SALW imports;<sup>132</sup> Lithuania reported imports of major weapons and exports and imports of SALW;<sup>133</sup> Mauritius reported imports of SALW;<sup>134</sup> Paraguay reported small arms imports;<sup>135</sup> Senegal reported major weapons and SALW imports;<sup>136</sup> and Slovakia reported exports and imports of both major weapons and SALW.<sup>137</sup> While more transparency is always beneficial, it would be interesting to further understand why States Parties elect to report with different levels of transparency to each mechanism. For example, do some ATT States Parties not want to make their SALW exports public? Such research could be undertaken by the ATT Secretariat in cooperation with UNODA.

<sup>127</sup> States Parties did so by either submitting reports directly to UNODA or by using the UNROCA checkbox option within their private ATT reports. (Correspondence with UNODA, October 10-21, 2025).

<sup>128</sup> United Nations Office of Disarmament Affairs (UNODA), “Government of Albania 2024 UNROCA Annual Report,” <https://www.unroca.org/en/albania/report/2024/>.

<sup>129</sup> United Nations Office of Disarmament Affairs (UNODA), “Government of Brazil 2024 UNROCA Annual Report,” <https://www.unroca.org/en/brazil/report/2024/>.

<sup>130</sup> United Nations Office of Disarmament Affairs (UNODA), “Government of China 2024 UNROCA Annual Report,” <https://www.unroca.org/en/china/report/2024/>.

<sup>131</sup> United Nations Office of Disarmament Affairs (UNODA), “Government of Cyprus 2024 UNROCA Annual Report,” <https://www.unroca.org/en/cyprus/report/2024/>.

<sup>132</sup> United Nations Office of Disarmament Affairs (UNODA), “Government of Latvia 2024 UNROCA Annual Report,” <https://www.unroca.org/en/latvia/report/2024/>.

<sup>133</sup> United Nations Office of Disarmament Affairs (UNODA), “Government of Lithuania 2024 UNROCA Annual Report,” <https://www.unroca.org/en/lithuania/report/2024/>.

<sup>134</sup> United Nations Office of Disarmament Affairs (UNODA), “Government of Mauritius 2024 UNROCA Annual Report,” <https://front.un-arm.org/wp-content/uploads/2025/07/UNROCA-Mauritius-2024.pdf>.

<sup>135</sup> United Nations Office of Disarmament Affairs (UNODA), “Government of Paraguay 2024 UNROCA Annual Report,” <https://www.unroca.org/en/paraguay/report/2024/>.

<sup>136</sup> United Nations Office of Disarmament Affairs (UNODA), “Government of Senegal 2024 UNROCA Annual Report,” <https://www.unroca.org/en/senegal/report/2024/>.

<sup>137</sup> United Nations Office of Disarmament Affairs (UNODA), “Government of Slovakia 2024 UNROCA Annual Report,” <https://www.unroca.org/en/slovakia/report/2024/>.

## CONCLUSION AND RECOMMENDATIONS

The ATT commemorated the tenth anniversary of its entry into force on December 24, 2024, and 2025 marks 10 total years of ATT reporting. As States Parties have gained experience with ATT annual reporting, trends have begun to stabilize. For example, on-time reporting rate has held steady at around 44% of due reports for four of the past five years, the absolute number of reports submitted for the 2020 to 2023 reporting periods has remained consistent in the high-70s, and private reporting (which rose significantly between the 2015 and 2020 reporting periods) has plateaued over the past several years at about 30%.

In the context of an increasingly difficult environment for transparency and multilateral cooperation, the ATT community's ability to maintain such trends — and to prevent further erosion of reporting norms — should be noted. At the same time, the stabilization of reporting patterns also crystallizes ongoing reporting challenges and may signal growing barriers to further progress. In particular, for a legally mandated obligation, ATT annual reporting rates remain far from comprehensive. Compliance with annual reporting does not appear to be keeping pace with the treaty's universalization objectives. While the absolute number of annual reports has grown, the percentage of due reports submitted has declined nearly every year since reporting began in 2015. New ATT States Parties continue to struggle with reporting; despite the 2024 submissions of Guyana and the Bahamas, the list of non-reporting States Parties remains relatively stagnant, with a considerable number of those on the list having not reported for many years.

Overcoming the persistent challenges to transparency and reporting will require significant and concerted efforts. Moving into the second decade of ATT implementation, the ATT community — taking the successes and lessons learned from the treaty's first decade of reporting — should clarify objectives and design a united, concrete, and practical strategy to strengthen reporting in the years ahead.

## Recommendations

### For States Parties:

- ▶ Rather than submitting an entirely private annual report or withholding all information about a transfer, conduct case-by-case reviews to determine whether specific information is commercially sensitive or has implications for national security and withhold on an individual basis. Consider whether alternative or partial information may still be made public (for example, providing value rather than quantity, or simply specifying the general type of item transferred).
- ▶ Regularly review previously submitted reports to verify their accuracy, ensure they are up-to-date, and confirm that they are correctly classified as public or private. States Parties should inform the Secretariat and submit an updated report if any discrepancies, outdated information, or changes in classification are identified.
- ▶ Establish domestic legislation requiring ATT reporting.
- ▶ Ensure that ATT-related personnel are sufficiently staffed to prevent overburdening from competing deadlines and priorities. Develop good practice guidelines for personnel involved in export and import data collection and reporting. Institute systems and procedures to support institutional memory, including handover protocols and trainings for new employees.
- ▶ States Parties should designate, on an annual basis, a national focal point for ATT reporting. This person may or may not be the same as the national point of contact required under ATT Article 5(6).<sup>138</sup> States Parties should provide the ATT Secretariat information on their reporting point of contact on an annual basis (or as changes occur) and ensure that this information is publicly available so that stakeholder reporting inquiries and offers of assistance are directed appropriately.
- ▶ Employ robust record-keeping and database management systems and practices to support the collection and storage of annual report-relevant information.
- ▶ Encourage fellow States Parties to report — and to report publicly — in forums including WGTR meetings or through peer-to-peer exchanges.

### For the ATT Secretariat, Working Group on Transparency and Reporting (WGTR), and other relevant actors:

- ▶ Promote awareness of the ATT's importance, objectives, and benefits through regional engagement and direct government outreach.
- ▶ Regularly circulate reminders and resources on reporting requirements (including updating reports) and due dates to States Parties.
- ▶ Strengthen outreach to States Parties that have not complied with their reporting obligations — particularly those who have not reported in multiple years — to better understand their specific barriers to reporting under the ATT. Provide targeted support.
- ▶ Conduct outreach with and support the newest States Parties — The Gambia, Malawi, and Colombia (with the addition of Vanuatu in December 2025) — in the completion of their first annual reports.

<sup>138</sup> "Each State Party shall designate one or more national points of contact to exchange information on matters related to the implementation of this Treaty. Each State Party shall notify the Secretariat, established under Article 18, of its national point(s) of contact and keep the information updated." ATT Secretariat, Article 5(3), "Treaty Text." <https://thearmstradetreaty.org/treaty-text.html?templateId=209884>.

- ▶ Institute accountability measures by clearly marking the States Parties that have updated their annual reports on the public ATT Secretariat website.
- ▶ Include reporting trainings on how to complete, submit, and update annual reports as part of Working Group and other CSP cycle meetings.
- ▶ A list of national reporting focal points should be consolidated, actively maintained, and made publicly available to all ATT stakeholders to ensure that reporting inquiries and offers of assistance are directed appropriately. Forums for these reporting focal points should be established to share information, resources, and provide mutual support.
- ▶ Improve the accessibility and transparency of reporting information on the ATT Secretariat's website by displaying submission and upload dates, noting if and when updated reports have been submitted (clearly indicating an original vs. an updated report), and publishing anonymized, aggregated data from private submissions.
- ▶ Sustain efforts to encourage and strengthen the role of State Party regional champions (currently Benin, France, Jamaica, Japan, Mexico, Romania, and Sierra Leone),<sup>139</sup> such as by facilitating regional workshops and related capacity-building activities.
- ▶ Continue and expand collaboration with the Secretariats of fellow arms trade instruments, the United Nations, regional organizations, and civil society to identify synergies between related instruments that help streamline and reduce reporting burdens.

<sup>139</sup> ATT Working Group on Transparency and Reporting, "WGTR Chair's Report to CSP11," July 24, 2025, pp. 2. [https://thearmstradetreaty.org/hyper-images/file/ATT\\_CSP11\\_WGTR\\_Chair\\_Report%20to%20CSP11\\_EN/ATT\\_CSP11\\_WGTR\\_Chair\\_Report%20to%20CSP11\\_EN.pdf](https://thearmstradetreaty.org/hyper-images/file/ATT_CSP11_WGTR_Chair_Report%20to%20CSP11_EN/ATT_CSP11_WGTR_Chair_Report%20to%20CSP11_EN.pdf).

## Annex I: Annual Reporting Resources



Arms Trade Treaty Baseline Assessment Project, “Annual Report Guidance Booklet,” Rachel Stohl, (2015). <https://www.stimson.org/2015/annual-report-guidance-booklet/>.

Working Group on Transparency and Reporting, “Reporting Authorized or Actual Exports and Imports of Conventional Arms Under the ATT,” (2022).

- ▶ Arabic: <https://bit.ly/4qoOUVC>
- ▶ Chinese: <https://bit.ly/4hkPK1A>
- ▶ English: <https://bit.ly/3J1pdKa>
- ▶ French: <https://bit.ly/4nnmCZ4>
- ▶ Russian: <https://bit.ly/4o8SKAM>
- ▶ Spanish: <https://bit.ly/4njke5w>

Working Group on Transparency and Reporting, “Working Paper on National-Level Measures to Facilitate Compliance with International Reporting Obligations and Commitments.”

- ▶ Arabic: <https://bit.ly/42Rx03P>
- ▶ English: <https://bit.ly/4o0J4rV>
- ▶ French: <https://bit.ly/3WfIZ7F>
- ▶ Russian: <https://bit.ly/49gO1IC>
- ▶ Spanish: <https://bit.ly/4nnl8Ou>

ATT Secretariat, “Voluntary Guidance On The Practice Of Annual Reporting,” (2025).

- ▶ Arabic: <https://bit.ly/40RsT6O>
- ▶ Chinese: <https://bit.ly/4m3JgG5>
- ▶ English: <https://bit.ly/4m5zinz>
- ▶ French: <https://bit.ly/3UeUUBy>
- ▶ Russian: <https://bit.ly/4mvm7Ai>
- ▶ Spanish: <https://bit.ly/4531y47>

ATT Secretariat, “Reporting Requirements.” <https://www.thearmstradetreaty.org/reporting.html>.

ATT Secretariat, “How to submit a report.” <https://thearmstradetreaty.org/reporting.html#anchorhowto>.



PHOTO: © SGT ANDREW EDDIE / AUSTRALIAN GOVERNMENT DEFENCE IMAGERY

Since its inception, the Stimson Center's Arms Trade Treaty Baseline Assessment Project has been generously funded by the Governments of Australia, Germany, Ireland, the Netherlands, Norway, Switzerland, and the United Kingdom, as well as UNSCAR (the United Nations Trust Facility Supporting Cooperation on Arms Regulation). In addition, the project has engaged in partnerships with the UN Office for Disarmament Affairs and its regional centers, regional organizations (including CARICOM and the European Union), and civil society organizations, including the Center for Armed Violence Reduction (CAVR), Control Arms, and the ATT Monitor.

For more information, visit the Arms Trade Treaty Baseline Assessment Project at <https://www.stimson.org/project/att-bap/>.

Rachel Stohl: [rstohl@stimson.org](mailto:rstohl@stimson.org)



STIMSON

©2025 ATT-Baseline Assessment Project.

All rights reserved. Produced by  
Masters Group Design.

